

Mounting systems for solar technology



Easy to use
electronic
articlelist!

Articlelist 2019
Valid from 17. july 2019

Table of contents

Company	4 - 5
Calculation software „K2 BASE“	6 - 7
Function of the article list	8 - 9
System overview	10 - 11
Pitched Roof Systems	
SingleRail System	12 - 19
SolidRail System	20 - 29
MiniRail System	30 - 33
SpeedRail System	34 - 37
MultiRail System	38 - 39
Insertion System	40 - 45
Flat Roof Systems	
S-Rock System	46 - 49
S-Dome V System	50 - 55
S-Dome System	56 - 59
S-Dome Small System	60 - 63
MultiAngle System	64 - 65
Triangle System	66 - 69
D-Dome V System	70 - 73
D-Dome System	74 - 77

Ground Mounted Systems

A-Rack and P-Rack System	78 - 79
N-Rack System	80 - 81

Accessories

Module Clamp	82 - 85
Nuts and Screws	86 - 87
Cable management	88
Lightning protection	89
Cross Bracing	90
Rail accessories	91 - 93
Other accessories	94 - 95

Hand sample	96 - 101
-------------	----------

General

GSC	102 - 105
Notes	106
Purchase order form	107
Contact	108 - 109

SYSTEME

PITCHED ROOF

SingleRail

SolidRail

MiniRail

SpeedRail

MultiRail

Insertion System

FLATROOF

S-Rock

S-Dome V

S-Dome

S-Dome small

MultiAngle

Triangle

D-Dome V

D-Dome

GROUND
MOUNTED

A-Rack &
P-Rack

N-Rack

ACCESSORIES

Hand sample

GENERAL

Partner with our system

As a manufacturer of mounting systems for solar technology, K2 Systems develops innovative system solutions for the international photovoltaic industry. Many years of experience and our attention to service make K2 Systems an ideal partner in the field of solar mounting systems. International customers appreciate the quality of our reliable framing systems for use on pitched roofs, flat roofs as well as ground mounted and special projects.

K2 Systems, a medium-sized company with 100 employees, is one of the leading innovators in the photovoltaic industry. Mounting systems for solar technology have been designed in K2's product development department since 2004 and are continually upgraded and implemented. Motivation and team spirit shape the international workforce which provides excellence in our European subsidiaries and in the USA on a daily basis.



Our products

Our products are very important to us. They are with us from the initial concept, through the production right up until the final plant manufacturing. The selection is characterised among other things by a clear product range – an advantage which originates from the modular structure of K2 Systems. The five product groups mounting rails, roof attachments, module clamping, screws & nuts, system components and accessories are all essential system com-

ponents. Each of the systems can be combined and used in all locations and conditions of the respective snow and wind load zones. We use aluminium and stainless steel for most of our components. This guarantees high resistance to corrosion, durability and provides customer satisfaction.



SYSTEME

PITCHED ROOF

SingleRail

SolidRail

MiniRail

SpeedRail

MultiRail

Insertion System

FLATROOF

S-Rock

S-Dome V

S-Dome

S-Dome small

MultiAngle

Triangle

D-Dome V

D-Dome

GROUND MOUNTED

A-Rack & P-Rack

N-Rack


ACCESSORIES

Hand sample

GENERAL

K2 Base

Future-oriented PV planning



- ▶ Continue to enjoy continuously updated and platform-independent online software free of charge
- ▶ Improved calculation criteria
- ▶ Planning with satellite images from Google Maps
- ▶ Graphical drawing tools for roofs and module fields
- ▶ Detailed loads and ballast planning

Online-Software

- ▶ Always available at base.k2-systems.com
- ▶ Still free of charge
- ▶ Continuously updated (central updates)
- ▶ Platform independent (requires up-to-date web browser)

Planning with satellite images

- ▶ Satellite images as a planning basis
- ▶ Google Maps database
- ▶ All current satellite images are available
- ▶ Work with map view possible

User accounts

- ▶ User account with project memory
- ▶ All data can be saved
- ▶ Instant access from anywhere

Roof planning

- ▶ Work graphically with drawing tools
- ▶ Very easy determination of obstructions and restricted areas
- ▶ Allows several roofs in one project
- ▶ Exact data for orientation and size

Function of the article list

It's not just our systems that are easy to manage, our new article list can now also be navigated quickly. Our article list is now interactive, so that in future it will be even easier to find out the advantages of our systems and look up product-specific details.

Links have been imbedded in the images and text, providing you with a framework for browsing the items that make up our systems. When you move the cursor over a text or image, the

hand symbol will show you whether a link is available.

By clicking, you can then go straight to the chosen system or product details. The list on the right will lead you directly to the various categories.



Should you have any questions regarding the article list, please don't hesitate to call our service hotline on **+49 7159 42059-0**.

S-Rock 15° System

Ein Bauteil mit integrierter Ballastaufnahme und Kabelmanagementlösung
Keine zusätzliche Vormontage
Eine Klemme, die universell für alle Module einsetzbar ist
Optimale Lastenleitung – statisch nachgewiesen und im Windkanal getestet

Die integrierte Ballastaufnahme ermöglicht den Verzicht auf Zusatzbauteile.

K2 S-Rock 15
Artikelnummer: 2002144
Hauptkomponentenmodulen
Maße: 952x171
Material: Alu
Preis/Stk: 1,39 €

K2 S-Rock front 15
Preis/Stk: 1,39 €

K2 S-Rock
Preis/Stk: 1,39 €

K2 S-Rock W
Preis/Stk: 1,39 €

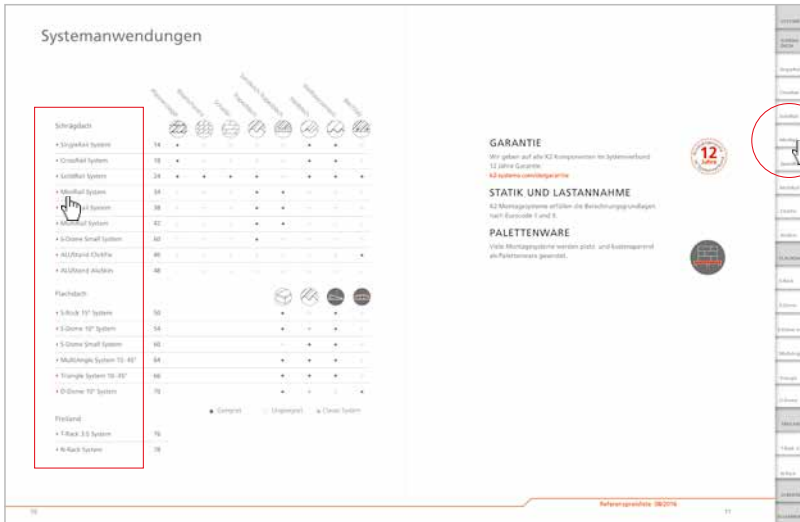
K2 Dünnblechschraube
Preis/Stk: 1,39 €

K2 S-Rock Connector Set
Preis/Stk: 12,82 €

K2 S-Rock T-Tray Set
Preis/Stk: 10,99 €


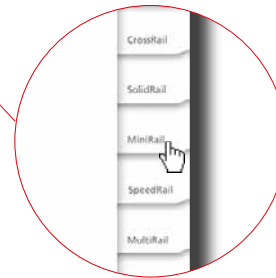
SYSTEME
SOLAR-BAU
SingleRail
CrowRail
SolidRail
MiniRail
SpeedRail
BlattRail
Einlege-System
AluKlem
FLACHDACH
S-Rack
S-Dome
S-Dome weiß
AluKlemme
Triangel
D-Dome
FRIERANZ
T-Rack 3.0
T-Rack
Dachbox
ALLEMONT

Referenzpreisliste 08/2016











FAST + EASY

1. Click on a system in system overview page









2. Individual items and alternatives are displayed

Content

Pitched roof Systems		<div><div>Pantiles</div><div>Plain tile</div><div>Slate</div><div>Trapezoidal sheet metal</div><div>Sandwich panel</div><div>Corrugated sheet metal</div><div>Corrugated fibre cement</div><div>Standing seam roof</div></div>							
									
▶ SingleRail System	12	●	○	○	●	●	●	●	●
▶ SolidRail System	20	●	●	●	●	●	●	●	●
▶ MiniRail System	30	○	○	○	●	●	○	○	○
▶ SpeedRail System	34	○	○	○	●	●	○	○	○
▶ MultiRail System	38	○	○	○	●	●	○	○	○
▶ S-Dome Small System	60	○	○	○	●	○	○	○	○
▶ Insertion System	40	●	○	○	○	○	●	●	○

Flat roof Systems

		<div> <div></div> <div></div> <div></div> <div></div> <div></div> <div></div> </div>					
▶ S-Rock 15° System	46	●	○	●	○	○	●
▶ S-Dome V 10° System	50	●	○	●	○	●	●
▶ S-Dome 10° System	56	●	●	●	○	○	○
▶ S-Dome Small System	60	●	●	●	○	○	○
▶ MultiAngle System 10-45°	64	●	●	●	○	○	○
▶ Triangle System 10-45°	66	●	●	●	○	○	○
▶ D-Dome V 10° System	70	●	○	○	●	●	●
▶ D-Dome 10° System	74	●	●	○	●	○	○

● Suitable

○ Unsuitable / not integrated

Ground mounted Systems

▶ A-Rack & P-Rack System	78
▶ N-Rack System	80

Warranty

We offer a 12-year warranty on all K2 components in systems.

k2-systems.com/en/guarantee

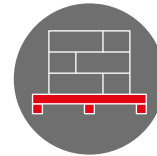


Static and Design Loads


K2 mounting systems fulfil the calculation principles in accordance with Eurocode 1 and 9.

Pallet Delivery

Many mounting systems are delivered in pallets to save space and costs.



SingleRail System



- ▶ Quick and low-cost with direct lateral connections to the rail without additional components including customised height adjustment
- ▶ Secure snap-in assembly – without needing to be screwed into the base plate
- ▶ The SingleRail in combination with CrossHook roof hooks, forms a powerful and multi-talented team



SingleHook 1.1 K2



Article number		Box (SU)	Pallet (PU)	
2001928	Base plate width: 100 mm Height under bracket: 47.1 mm Bracket height: 56 mm Total height: 162.9 mm Bracket depth: 83 mm	40	960	

SingleHook 1.1 To fasten K2 system components to tile roofs with narrow rafters from 36 mm. Slotted bore hole bracket for installation and height adjustability of the SingleRail Including T-Bolt (stainless steel) and Locking nut (stainless steel).

Material: Aluminium EN AW-6063 T66

SingleHook FT Set K2




Article number		Box (SU)	Pallet (PU)	
2002568	Base plate width: 30 mm Height under bracket: 16 mm Bracket height: 68 mm Total height: 141 mm Bracket depth: 120 mm	25	1.000	

SingleHook FT roof hook made of stainless steel for connecting the SingleRail to flat tiled roofs. Including T-Bolt (stainless steel) and Locking nut (stainless steel).

Material: stainless steel, (minimum RPO 300 N/mm²)

SingleHook Vario Set K2



Article number		Box (SU)	Pallet (PU)	
2002651	Base plate width: 100 mm Height under bracket: 45-65 mm Bracket height: 68 mm Total height: 172-192 mm Bracket depth: 110 mm	25	600	

Dual, height-adjustable SingleHook Vario roof hook, made of stainless steel, for direct connection to the SingleRail. Bracket with slotted hole for mounting and adjusting the height of the SingleRail, including T-headed screw (stainless steel A2) and self-locking nut (stainless steel A2). Height of bracket infinitely adjustable on baseplate to suit various battens by means of slotted hole; round-head screw (stainless steel A2) and self-locking nut (stainless steel A2) included.

CrossHook 3S Set K2



Article number		Box (SU)	Pallet (PU)	
2001672	Base plate width: 100 mm Height under bracket: 40/47/54 mm Bracket height: 56 mm Total height: 123/130/137 mm Bracket depth: 83 mm	20	360	

Aluminium-roof fastener with 3 height adjustments in the base plate (40, 47, 54 mm). For the fastening of K2 Systems components to brick and slate roofs. With preassembled Climber 36/48, Lock washer and Allen bolt.

Material: aluminium EN AW-6063 T 66

SingleRail System

CrossHook 4S Set K2




Article number		Box (SU)	Pallet (PU)	
2001821	Base plate width: 100 mm Height under bracket: 40/47/54 mm Bracket height: 55-85 mm Total height: 120,5-165 mm Bracket depth: 83 mm	20	360	

Aluminium-roof fastener with 3 height adjustments in the base plate (40, 47, 54 mm) and 30 mm adjustment on the bracket. For the fastening of K2 Systems components to brick and slate roofs. With preassembled Climber 36/48 and Allen bolt.

Material: aluminium EN AW-6063 T 66

K2 CrossHook 2 (for interlocking flat tiles)




Article number		Sales Unit	Box (PU)	
1004900	Base plate width: 150 mm Height under bracket: 44 mm Bracket height: 46 mm Total height: 100 mm Bracket depth: 116 mm	1	25	

For the fastening of K2 system components to tile roofs with flat roof tiles, in accordance with BS EN 490. Can only be used with CrossRail 36 and 48 and also SingleRail. Assembly resting on tile without tile recess. Base plate with round elongated hole pattern for screw connection on narrow rafters from widths of 36mm.

Material: stainless steel (1.4301)

K2 CrossHook 2G




Article number		Box (SU)	Pallet (PU)	
2000636	Base plate width: 100 mm Height under bracket: 40/47/54 mm Bracket height: No spacing Total height: 89.2 mm	25	450	

Special roof fastener with a height adjustability of 30mm on the bracket, for steel plate roof types and heavy loads. Can be installed without cutting/nothing = 100% water-proof.

Material: aluminium EN AW-6063 T 66

K2 CrossBoard



Article number		Sales Unit	Pallet (PU)	
2001972	Base plate for CrossFinger Length: 2100 mm	1	120	

The CrossBoard allows you to add an additional roof hook of CrossHooks in between two rafters. It also allows you to move existing Roof Hook individually.

This can be the case in roof edge areas or with obstacles.

Material: Aluminium EN AW-6063 T66

K2 Height Compensator



Article number		Bag (SU)	Box (PU)	
2002332	111x100x4 mm	10	325	

Base plate shim to underlay roof hook base plates for height compensation of battens.
Dimensions: 111x100x4 mm
Material: aluminium (EN AW-5754 H111)

HECO-TOPIX wood screw, Flange Head, T-Drive



Article number		Sales Unit	Packing Unit	
1005837	Dimension: 6x80	100	100	
1004978	Dimension: 6x100	100	100	
1000642	Dimension: 8x80	50	50	
1000656	Dimension: 8x100	50	50	
1001525	Dimension: 8x120	50	50	
1002366	Dimension: 8x160	50	50	
1002367	Dimension: 8x180	100	100	
2003052	Dimension: 8x200	100	100	

Self-drilling wood screw with flange head (Topix) and T-Drive, Heco. Building authority-certified. Material: stainless steel A2, Drive: TX 25/ 40

Single SeamClamp CF:x



Article number		Sales Unit	Box (PU)	
2003024	Double folded standing seams Opening dimension: 7 mm	1	50	
2002859	Round seam Opening dimension: 25 mm	1	50	
2003083	angled seam / snap seam profiles Opening dimension: 14 mm	1	50	

Single SeamClamp CF:x for mounting on different seam profiles.
Direct connection to the SingleRail.
Material: clamp aluminum, screws stainless steel A2

K2 L-Adapter SingleRail Set




Article number		Bag (SU)	Box (PU)	
2002683		10	200	

Connection set to attach the SingleRail to SolidHook roof hooks.
Set consists of:

- ▶ 1 L-adapter SingleRail (2002652), aluminium EN AW-6063 T66
- ▶ 1 self-locking nut M8 (2002744), stainless steel A2
- ▶ 1 T-Bolt M8x20 (1002387), stainless steel A2
- ▶ 1 Mushroom head bolt M10x25 (1000432), stainless steel A2
- ▶ 1 Serrated nut M10 (1000042), stainless steel A2

SingleRail System

Mounting rail K2 SingleRail Light 36




Article number		Sales Unit	Bundle (PU)	
2003074	Length 1.15 m	1	100	
2003136	Length 2.10 m	1	100	
2003075	Length 3.25 m	1	100	
2003076	Length 4.30 m	1	100	
2003077	Length 5.40 m	1	100	

Mounting rail with side-connection and static confirmation in K2 Base. Can be used variably for different roof connections.

Material: Aluminium EN AW-6063 T66

Mounting rail K2 SingleRail 36



Article number		Sales Unit	Bundle (PU)	
2001865	Length 2.10 m	1	100	
2003157	Length 3.25 m	1	100	
2003158	Length 4.30 m	1	100	
2003159	Length 5.40 m	1	100	

Mounting rail with side-connection and static confirmation in K2 Base. Can be used variably for different roof connections.

Material: Aluminium EN AW-6063 T66

K2 SingleRail 36 Connector Set




Article number		Sales Unit	Packing Unit	
2001976		10	50	

Aluminium rail connector as connecting element between two K2 SingleRails 36.

The set consists of:

- ▶ 1 SingleRail connector 36 (2001975), aluminium EN AW-6063 T66
- ▶ 4 T-Bolts M8x20 (1002387), stainless steel A2
- ▶ 4 Locking nuts M8 (1000043), stainless steel A2

Mounting rail K2 SingleRail 50




Article number		Sales Unit	Bundle (PU)	
2003088	Length 5.40 m	1	90	

Mounting rail with side-connection and static confirmation in K2 Base. Can be used variably for different roof connections.

Material: Aluminium EN AW-6063 T66

K2 SingleRail 50 Connector Set




Article number		Bag (SU)	Box (PU)	
2002404		10	50	

Aluminium rail connector as connecting element between two K2 SingleRails 50.

The set consists of:

- ▶ 1 SingleRail Connector 50 (2002346), aluminium EN AW-6063 T66
- ▶ 4 T-Bolts M8x20 (1002387), stainless steel A2
- ▶ 4 Locking nuts M8 (1000043), stainless steel A2

Mounting rail K2 SingleRail 63

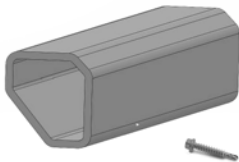


Article number		Sales Unit	Bundle (PU)	
2003105	Length 5,40 m	1	80	

Mounting rail with side-connection and static confirmation. Can be used variably for different roof connections. For high span width.

Material: Aluminium EN AW-6063 T66

K2 SingleRail 63 Connector Set




Article number		Bag (SU)	Box (PU)	
2001627		4	80	

Aluminium rail connector as connecting element between two K2 SingleRails 63.

The set consists of:

- ▶ 1 SingleRail Connector 63 (2001297), aluminium EN AW-6063 T66
- ▶ 2 Self-tapping screws (1001051), stainless steel A2

K2 Climber 63 Set



Article number		Bag (SU)	Box (PU)	
2001626		10	200	

K2 Climber 63, aluminium clamp for securing K2 SingleRail 63.

The set consists of:

- ▶ 1 Climber 63 (2001334), aluminium EN AW-6063 T66
- ▶ 1 Bolt with serrated under head M8x30, stainless steel A2
- ▶ 1 M K2 slot nut with clip, stainless steel and PA

SingleRail System

K2 Hanger Bolt SingleRail Set



Article number		Sales Unit	Packing Unit	
2002745	M10x180, Hexagonal WS 7 mm	1	1	
2002749	M10x200, Hexagonal WS 7 mm	1	1	
2002751	M10x250, Hexagonal WS 7 mm	1	1	
2002752	M12x200, Hexagonal WS 9 mm	1	1	
2002753	M12x250, Hexagonal WS 9 mm	1	1	
2002754	M12x300, Hexagonal WS 9 mm	1	1	
2002755	M12x350, Hexagonal WS 9 mm	1	1	

K2 SingleRail Hanger Bolt Set with L-Adapter and fiber cement seal.

For fixing the K2 Systems components in the timber substructure, suitable for corrugated fibre cement roofing. The head of the screw is equipped with a hexagon, It can therefore be mounted with an electric screwdriver to save time.

With General approval.

The set consists of:

- ▶ 1 Hanger Bolt with EPDM sealing; stainless steel, EPDM
- ▶ 3 Collar nuts with riffle, stainless steel
- ▶ 1 L-Adapter SingleRail, Aluminium
- ▶ 1 T-Bolt 20/12 M8x20, stainless steel
- ▶ 1 Nut with serration flange M8; stainless steel
- ▶ 1 Washer, stainless steel

L-Adapter for Hangerbolt and Solar fastener



Article number		Sales Unit	Packing Unit	
2002686	M10	1	300	
2002687	M12	1	300	

L-Adapter for SingleRail mounting on hanger bolts or solar fasteners.

K2 SingleRail Hanger Bolt Climber



Article number		Sales Unit	Box (PU)	
1006166	M10x180, Hexagonal WS 7 mm	1	50	
1006167	M10x200, Hexagonal WS 7 mm	1	50	
1006168	M10x250, Hexagonal WS 7 mm	1	50	
1006169	M12x200, Hexagonal WS 9 mm	1	50	
1006170	M12x250, Hexagonal WS 9 mm	1	50	
1006171	M12x300, Hexagonal WS 9 mm	1	50	
1006172	M12x350, Hexagonal WS 9 mm	1	50	

K2 SingleRail Hanger Bolt Set with Climber and fiber cement seal.

For fixing the K2 Systems components in the timber substructure, suitable for corrugated fibre cement roofing. The head of the screw is equipped with a hexagon, it can therefore be mounted with an electric screwdriver to save time.

With General approval.

The set consists of:

- ▶ 1 Hanger Bolt and Rubber seal, stainless steel, EPDM
- ▶ 3 Collar nuts with raffle, stainless steel
- ▶ 1 Climber, aluminium
- ▶ 1 Rubber seal, EPDM
- ▶ 1 Washer, stainless steel
- ▶ 1 Adapter plate, stainless steel

K2 Climber 36/48 Set




Article number		Bag (SU)	Box (PU)	
1006041		10	200	

A cross connector for the K2 SingleRail 36 & 50 and the K2 CrossRail 36 & 48.

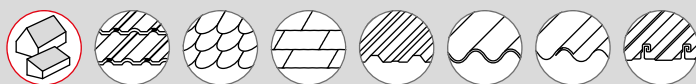
Set consisting of:

- ▶ 1 Climber 36/48(1002286), aluminium EN AW-6063 T66
- ▶ 1 Bolt with serrated under head M8x20 (2001729), stainless steel A2
- ▶ 1 M K2 slot nut with clip (1001643), stainless steel und PA

SolidRail System



- ▶ Comprehensive range of mounting rails for varying load profiles
- ▶ Robust and structurally proven
- ▶ High flexibility for a diverse range of widths



K2 Roof Fastener for Pan Tiles




Article number		Box (SU)	Pallet (PU)	
1000001	Base plate: 150x60x5 mm Height under bracket: 47 mm Bracket height: 65 mm Total height: 134 mm Bracket depth: 98 mm	25	500	
1000096	Base plate: 180x80x4 mm Height under bracket: 38 mm Bracket height: 69 mm Total height: 124 mm Bracket depth: 91 mm	25	500	
1000653	Base plate: 180x80x4 mm Height under bracket: 38 mm Bracket height: 89 mm Total height: 150 mm Bracket depth: 91 mm	25	500	
1000764	Roof Fastener Alpin: Base plate: 180x80x5 mm Height under bracket: 47 mm Bracket height: 55 mm Total height: 121 mm Bracket depth: 87 mm	20	500	

For fastening of K2 System parts on clay brick roofs with pan tile roofing. Bracket with elongated hole to fix the rail with T-Bolt M10.

Material: stainless steel (1.4016) welded both sides

K2 Vario 1

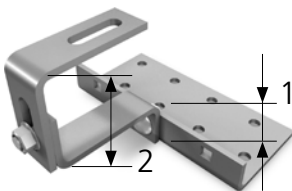


Article number		Box (SU)	Pallet (PU)	
1000125	Base plate: 150x60x5 mm Height under bracket: 43 mm Bracket height: 41-71 mm Total height: 112-145 mm Bracket depth: 95 mm	25	500	

For fastening of K2 System parts on clay brick roofs with pan tile roofing. Bracket with elongated hole to fix the rail with T-Bolt M10.

Material: stainless steel (1.4016)

K2 Vario 2




Article number		Box (SU)	Pallet (PU)	
1000107	Base plate: 140x55x5 mm Height under bracket: 49-57 mm Bracket height: 41-69 mm Total height: 108-137 mm Bracket depth: 94 mm	25	500	

For fastening of K2 System parts on clay brick roofs with pan tile roofing. Bracket with elongated hole to fix the rail with T-Bolt M10.

Material: stainless steel (1.4016)

SolidRail System

K2 Roof Fastener Slate




Article number		Box (SU)	Pallet (PU)	
1000373	Base plate: 40x250 mm Bracket height: 60 mm Total height: 72 mm Bracket depth: 72 mm	25	500	

For fastening of K2 System parts on slate roofs. Bracket with elongated hole to fix the rail with T-Bolt M10 and three holes to fix the fastener with countersunk head wood screw.

Material: stainless steel A2 (1.4301)

K2 Roof Fastener for Flat Tiles



Article number		Box (SU)	Pallet (PU)	
1000214	Base plate: 40x50 mm Height under bracket: 33 mm Bracket height: 62 mm Total height: 122 mm Bracket depth: 189 mm	25	500	

For fastening of K2 System parts on clay brick roofs with flat tile roofing. Bracket with elongated hole to fix the rail with T-Bolt M10.

Material: stainless steel A2 (1.4301)

K2 Roof Fastener for Flat Tiles (double roofing)

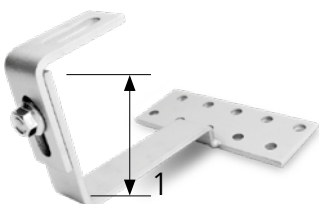


Article number		Box (SU)	Pallet (PU)	
1000074	for 24 mm + 30 mm timber batten (only suitable for flat tiles) Width: 150 mm Height under bracket: 33 mm Overall height: ca. 103 mm Material thickness: 2 mm	20	500	

For fastening of K2 System parts on clay brick roofs with flat tile roofing. Bracket with elongated hole to fix the rail with T-Bolt M10.

Material: stainless steel A2 (1.4301)

K2 Roof Fastener for Coppo Tiles



Article number		Box (SU)	Pallet (PU)	
1001068	Base plate: 150x60x5 mm Height under bracket: 18 mm Bracket height: 88-118 mm Total height: 123-153 mm Bracket depth: 120 mm	25	500	

For fastening of K2 System parts on clay brick roofs with Coppo tiles. Bracket with elongated hole to fix the rail with T-Bolt M10.

Material: stainless steel (1.4016)

HECO-TOPIX wood screw, Flange Head, T-Drive



Article number		Sales Unit	Packing Unit	
1005837	Dimension: 6x80	100	100	
1004978	Dimension: 6x100	100	100	
1000642	Dimension: 8x80	50	50	
1000656	Dimension: 8x100	50	50	
1001525	Dimension: 8x120	50	50	
1002366	Dimension: 8x160	50	50	
1002367	Dimension: 8x180	100	100	
2003052	Dimension: 8x200	100	100	

Self-drilling wood screw with flange head (Topix) and T-Drive, Heco. Building authority-certified. Material: stainless steel A2, Drive: TX 25/ 40

K2 Hanger Bolt Set



Article number		Sales Unit	Box (PU)	
2000120	M10x180, Hexagonal WS 7 mm	1	100	
2000121	M10x200, Hexagonal WS 7 mm	1	100	
2000122	M10x250, Hexagonal WS 7 mm	1	100	
2000123	M12x200, Hexagonal WS 9 mm	1	100	
2000124	M12x250, Hexagonal WS 9 mm	1	50	
2000125	M12x300, Hexagonal WS 9 mm	1	50	
2000126	M12x350, Hexagonal WS 9 mm	1	50	
2000127	M12x400, Hexagonal WS 9 mm	1	50	


K2 SolidRail Hanger Bolt Set with adapter plate and fiber cement seal.

For fixing the K2 Systems components in the timber substructure, suitable for corrugated fibre cement roofing. The screw is furnished with a hexagonal head, providing time saving installation with a power drill. Technical approval available.

The set consists of:

- ▶ 1 Rafter screw, stainless steel
- ▶ 3 Collar nut with raffle, stainless steel
- ▶ 1 Rubber seal, EPDM
- ▶ 1 Washer, stainless steel
- ▶ 1 Adapter plate with long slot, aluminium

K2 Aluminium adapter plate



Article number		Sales Unit	Box (PU)	
2002544	for screw M10	1	300	
2002545	for screw M12	1	300	

Adapter plate for Hanger Bolt and Solar Fastener M10 and M12.

Material: Aluminium

SolidRail System

Solar fastener for steel Ø 8,0 with M10x50 thread, storm washer



Article number		Sales Unit	Box (PU)	
2003018	8x85/ 50, E16 Storm washer, Length 135 mm	1	25	
2003019	8x115/ 50, E16 Storm washer, Length 165 mm	1	25	
2003020	8x155/ 50, E16 Storm washer, Length 205 mm	1	25	
2003021	8x195/ 50, E16 Storm washer, Length 245 mm	1	25	

Solar fastener (stainless steel) for mounting K2 system components on roofs with trapezoidal sheet metal or wave shaped roofs (for steel substructure) (without adapter plate). Building authority-certified. The head of the bolt has a six lobe drive. M10x70 on request.

The set consists of:

- ▶ 1 M10 lock nut, stainless steel
- ▶ 1 Washer, stainless steel
- ▶ 1 M10 hexagon nut, stainless steel
- ▶ 1 sealing washer, stainless steel
- ▶ 1 Storm washer E16, aluminium

Solar panel anchor bolt for steel Ø 8,0 with M10x50 thread, FZD



Article number		Sales Unit	Box (PU)	
2003013	8x85 / 50, FZD, Length 135 mm	1	25	
2003012	8x115 / 50, FZD, Length 165 mm	1	25	
2003016	8x155 / 50, FZD, Length 205 mm	1	25	
2003017	8x195 / 50, FZD, Length 245 mm	1	25	

Solar fastener (stainless steel) for mounting K2 system components on roofs with trapezoidal sheet metal or wave shaped roofs (for steel substructure) (without adapter plate). Building authority-certified. The head of the bolt has a six lobe drive. M10x70 on request.

The set consists of:

- ▶ 1 M10 lock nut, stainless steel
- ▶ 1 Washer, stainless steel
- ▶ 1 M10 hexagon nut, stainless steel
- ▶ 1 sealing washer, stainless steel
- ▶ 1 FZD sealing washer, stainless steel

Solar fastener for timber Ø 8,0 with M10x50 thread, storm washer



Article number				

Solar fastener (stainless steel) for mounting K2 system components on roofs with trapezoidal sheet metal or wave shaped roofs (for timber substructure) (without adapter plate). Building authority-certified. The head of the bolt has a six lobe drive. M10x70 on request.

The set consists of:

- ▶ 1 M10 lock nut, stainless steel
- ▶ 1 Washer, stainless steel
- ▶ 1 M10 hexagon nut, stainless steel
- ▶ 1 sealing washer, stainless steel
- ▶ 1 E16 storm washer, aluminium

Solar panel anchor bolt for timber Ø 8,0 with M10x50 thread, FZD



Article number				


Solar fastener (stainless steel) for mounting K2 system components on roofs with trapezoidal sheet metal or wave shaped roofs (for timber substructure) (without adapter plate). Building authority-certified. The head of the bolt has a six lobe drive. M10x70 on request.

The set consists of:

- ▶ 1 M10 lock nut, stainless steel
- ▶ 1 Washer, stainless steel
- ▶ 1 M10 hexagon nut, stainless steel
- ▶ 1 sealing washer, stainless steel
- ▶ 1 FZD sealing washer, stainless steel

SolidRail System

Solid SeamClamp



Article number		Bag (SU)	Box (PU)	
2001712	Double folded standing seams Opening dimension: 3,5 mm	1	150	
2001853	Round seam Opening dimension: 10,5 mm	1	150	

Metal seam clamp with round hole for fixing the K2 SolidRail on metal seam roofs with double standing seam or round seam.

Material: stainless steel A2

S-5! SeamClamp



Article number		Bag (SU)	Box (PU)	
1001052	Double folded standing seams Opening dimension: 7 mm	1	125	
1000888	Round seam Opening dimension: 23 mm	1	68	

S-5! Seam clamps for fixing the K2 SolidRail on seamed metal roofs with double standing seam or round seam.

With general approval.

Material: aluminium

Solid Snap SeamClamp CF:x



Article number		Bag (SU)	Box (PU)	
2003082	angled seam / snap seam profiles Opening dimension: 14 mm	1	50	

CF:x SeamClamp for mounting on angled seam- and snap seam profiles with the K2 SolidRail mounting rail. Article K2 Adapter plate M10 (2002544) is required for rail mounting.

Material: Clamp: Aluminium, Screws: Stainless steel A2

Steelinlay




Article number		Bag (SU)	Box (PU)	
2001640	Maße: 65x20x6 mm	1	125	

Stainless steel insert for aluminium clamps for use on sheet metal roofs. The inlay for metal seam clamp avoids electrochemical corrosion between copper roof and aluminium clamp.

Material: stainless steel

Solid Clamp Rib-Roof Evolution



Article number		Sales Unit	Packing Unit	
2002226	Round seam Opening dimension: 23 mm	1	1	

Solar bracket for fixing the K2 SolidRail for Rib-Roof Evolution metal roof systems with round seam.

Dimensions: 55x55x67 mm

Material: Aluminium EN AW-6063 T66

Solid Clamp Rib-Roof Speed 500




Article number		Sales Unit	Packing Unit	
2002225	Standing seam Opening dimension: 17 mm	1	1	

Solar bracket for fixing the K2 SolidRail to Rib-Roof Speed 500 metal roof systems with standing seam.

Dimensions: 80x50x74 mm

Material: Aluminium EN AW-6063 T66

Solid Clamp Rib-Roof 465




Article number		Sales Unit	Packing Unit	
2002118	Standing seam Opening dimension: 12 mm	1	1	

Solar bracket for mounting the K2 SolidRail on RIB-Roof 465 metal roof systems with standing seam.

Dimensions: 80x47x73 mm

Material: Aluminium EN AW-6063 T66

K2 RibClamp KL



Article number		Sales Unit	Box (PU)	
2002857	Opening dimension: 14 mm	1	100	

K2 RibClamp KL for sheet metal roofing type: KLIP-LOK CLASSIC 700, KLIP-LOK 406 of the manufacturer Lysaght and KLIP-TITE 700.


With direct connection possibility for K2-MiniClamp module clamps, alternatively with T-bolt screw to Solid Rail.

Dimensions: 65x70x75.4 mm

Material: Aluminium EN AW 6063 T66

SolidRail System

Mounting rail K2 SolidRail XS




Article number		Sales Unit	Bundle (PU)	
2003043	Length 3.25 m	1		

Mounting rail with static confirmation in K2 Base. Can be used variably for different roof connections.

Material: Aluminium EN AW-6063 T66

Mounting rail K2 SolidRail UltraLight 32




Article number		Sales Unit	Bundle (PU)	
2003096	Length 1.15 m	1	100	
2003097	Length 3.25 m	1	100	
2003098	Length 4.30 m	1	100	
2003099	Length 5.40 m	1	100	

Mounting rail with static confirmation in K2 Base. Can be used variably for different roof connections.

Material: Aluminium EN AW-6063 T66

Mounting rail K2 SolidRail Light 37




Article number		Sales Unit	Bundle (PU)	
2003090	Length 1.15 m	1	100	
1004367	Length 2.10 m	1	100	
2003091	Length 3.25 m	1	100	
2003092	Length 4.30 m	1	100	
2003093	Length 5.40 m	1	100	

Mounting rail with static confirmation in K2 Base. Can be used variably for different roof connections.

Material: Aluminium EN AW-6063 T66

Mounting rail K2 SolidRail Medium 42




Article number		Sales Unit	Bundle (PU)	
2003094	Length 4.30 m	1	60	
2003095	Length 5.40 m	1	60	

Mounting rail with static confirmation in K2 Base. Can be used variably for different roof connections.

Material: Aluminium EN AW-6063 T66

Mounting rail K2 SolidRail Alpin 60




Article number		Sales Unit	Bundle (PU)	
2003089	Length 5.40 m	1	40	

Mounting rail with static confirmation in K2 Base. Can be used variably for different roof connections. For high span width.

Material: Aluminium EN AW-6063 T66

K2 SolidRail Connector Set



Article number		Bag (SU)	Box (PU)	
1004107	For K2 SolidRail XS UltraLight or Light, Length 200 mm	10	80	
1004109	For K2 SolidRail Medium or Alpin, Length 200 mm	10	70	

Aluminum rail connector for K2 SolidRail UltraLight, Light, Medium or Alpin rails. The set consists of:

- ▶ 1 SolidRail Connector, aluminium EN AW-6063 T66
- ▶ 2 T-Bolts M10x30 (1000041), stainless steel A2
- ▶ 2 Locking nuts M10 (1000042), stainless steel A2

K2 T-Bolt 28/15



Article number		Sales Unit	Packing Unit	
1000614	Screw thread: M8x20 mm	100	1000	
1000368	Screw thread: M8x30 mm	100	2000	
1000637	Screw thread: M10x20 mm	200	1000	
1000041	Screw thread: M10x30 mm	200	1000	


T-bolt to be placed anywhere into the chamber of the rail. It can be placed and readjusted to any place of the rail.

Head form: 28/15 with four cornered shaft

Head dimensions: 22,5x10,5x4 mm

Material: stainless steel A2 (1.4301)

K2 Hexagon flange nut with serration, similar ISO 4161




Article number		Sales Unit	Packing Unit	
1000043	Screw thread: M8	100	2000	
1000042	Screw thread: M10	200	2000	


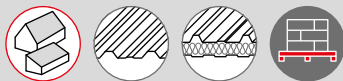
The Serration prevents accidental release.

Material: stainless steel A2

MiniRail System




- ▶ Innovative and statically optimised short rail system that is quick and easy to mount
- ▶ Universal module clamps and suitable for portrait and landscape orientation
- ▶ Optimised for storage and transport



The MiniRail System allows portrait and landscape mounting in the form of grid mounting thanks to the universal module clamps, which are rotatable by 90°.



K2 MiniRail Set




Article number		Box (SU)	Pallet (PU)	
2002341	Length 0.38 m	40	720	

Short rail for mounting solar modules on trapezoidal sheet metal roofs, incl. 4 thread-forming tapping screw with sealing washer.

The set consists of:

- ▶ 1 MiniRail with EPDM, aluminium EN AW-6063 T66/ EPDM
- ▶ 4 thread-forming tapping screw with EPDM (1005207), stainless steel A2

K2 MiniFive Front



Article number		Sales Unit	Packing Unit	
2002398	Width: 5 cm	20	1920	
2002399	Width: 9 cm	20	1500	

Additional adapter as module support for the MiniRail System with an inclination of 5° for improved rear ventilation.

Material: aluminium EN AW-6063 T66

K2 MiniFive End



Article number		Sales Unit	Packing Unit	
2002400	Width: 5 cm	20	1920	
2002401	Width: 9 cm	20	1500	

Additional adapter as module support for the MiniRail System with an inclination of 5° for improved rear ventilation.

Material: aluminium EN AW-6063 T66

K2 MiniFiveFix Set




Article number		Bag (SU)	Box (PU)	
2002419		10	200	

Set of two flat head screws and two flange nuts fix the MiniFive and module to the MiniRail. Dimensions: ca. 25 mm length, ca. 23 mm flange diameter

Material: stainless steel (1.4301)

MiniRail System

K2 MiniClamp MC




Article number		Bag (SU)	Box (PU)	
2002558	30-50 mm	20	120	

Universal middle clamp set for fastening solar modules on K2 MiniRail or Dome V Systems incl. screw and spring.

Material: Aluminium (EN AW 6063 T66, EN AW 6082 T6), Stainless steel (1.4301)

K2 MiniClamp EC




Article number		Bag (SU)	Box (PU)	
2002559	30-50 mm	20	120	

Universal end clamp set for fastening solar modules on K2 MiniRail or Dome V Systems incl. screw and spring.

Material: Aluminium (EN AW 6063 T66, EN AW 6082 T6), Stainless steel (1.4301)

K2 MiniClamp MC Black




Article number		Bag (SU)	Box (PU)	
2002609	30-50 mm	20	120	

Black anodized universal middle clamp set for fastening solar modules on K2 MiniRail or Dome V Systems incl. screw and spring.

Material: Aluminium (EN AW 6063 T66, EN AW 6082 T6), Stainless steel (1.4301)

K2 MiniClamp EC Black



Article number		Bag (SU)	Box (PU)	
2002610	30-50 mm	20	120	

Black anodized universal end clamp set for fastening solar modules on K2 MiniRail or Dome V Systems incl. screw and spring.

Material: Aluminium (EN AW 6063 T66, EN AW 6082 T6), Stainless steel (1.4301)



SYSTEME

PITCHED ROOF

SingleRail

SolidRail

MiniRail

SpeedRail

MultiRail

Insertion System

FLATROOF

S-Rock

S-Dome V

S-Dome

S-Dome small

MultiAngle

Triangle

D-Dome V

D-Dome

GROUND MOUNTED

A-Rack & P-Rack

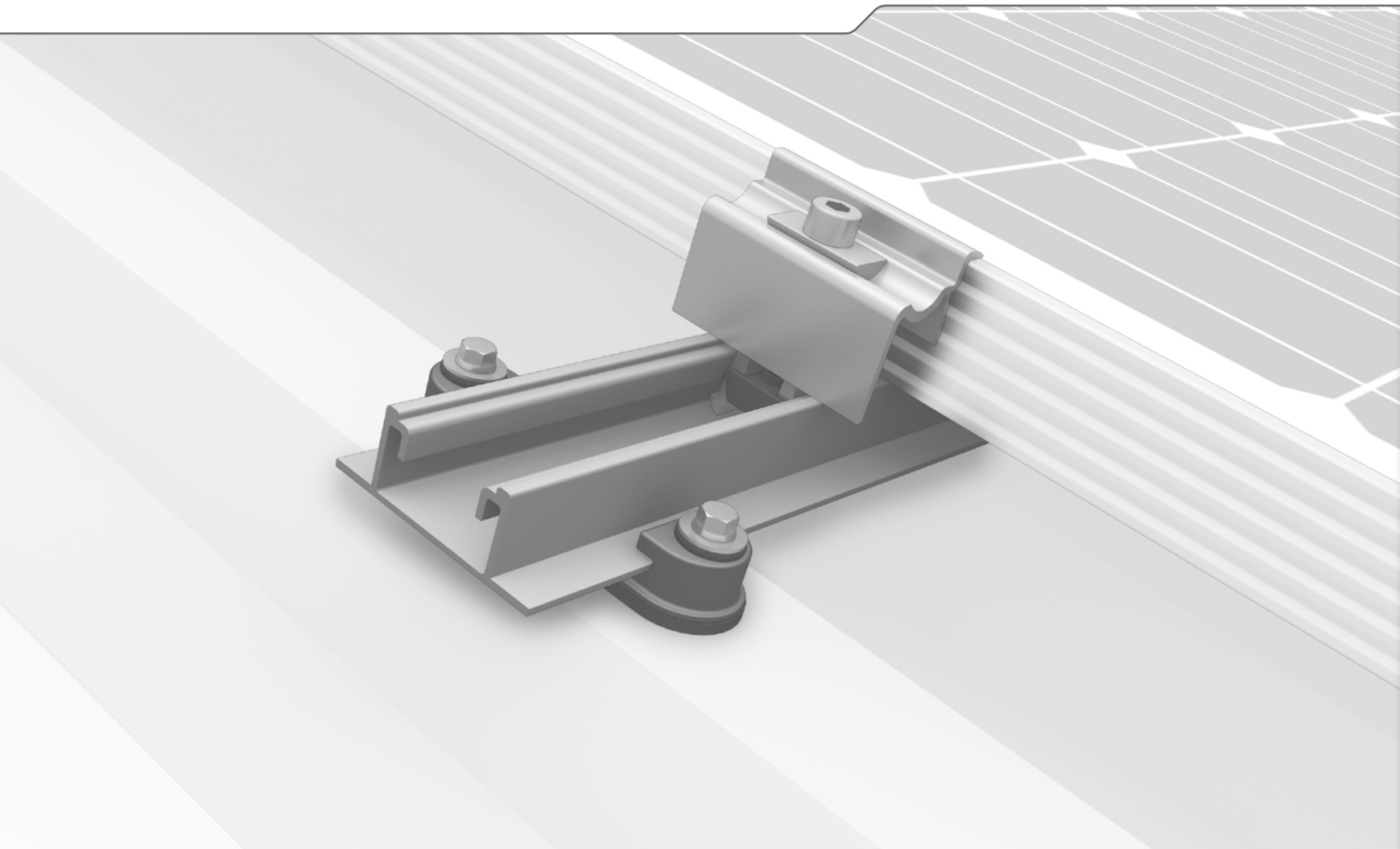
N-Rack

ACCESSORIES

Hand sample

GENERAL

SpeedRail System



- ▶ Proven long rail system for trapezoidal sheet applications as well as floating suspension with controlled thermal linear expansion
- ▶ Our most popular system – over 1 GW installed worldwide
- ▶ All-rounder with only 4 installation steps – also suitable for high loads



K2 SpeedClip



Article number	Dimension	Sales Unit	Box (PU)	
1001164	99x25x15 mm	1	500	

Glass fibre reinforced clip for mounting the SpeedRail directly on to sheet metal.

Material: glass fibre reinforced polyamid, EPDM.

Please note: each SpeedClip requires 2 head steel sheet screws 6x36 mm (1001622) for additional material

K2 thread-forming tapping screw with mounted EPDM supported washer




Article number	Drive: Hexagonal WS 8; Dimension: 6x38 mm; EPDM support: Ø 16 mm	Box (SU)	Box (PU)	
1005193		500	2500	

To fix the SpeedClip of the Speedrail system or direct fixation of a FlatRail into sheet metal. Minimum sheet thickness for steel 0.5mm, for aluminium sheets 0.8mm.

Material: stainless steel A2, EPDM

Mounting rail K2 SpeedRail 22



Article number	Length	Sales Unit	Bundle (PU)	
2003084	Length 3.25 m	1	160	
2003085	Length 4.30 m	1	160	
2003086	Length 5.40 m	1	160	

Quick mounting rail with static confirmation in K2 Base. For mounting with SpeedClip on a trapezoidal sheet metal roof or as base rail for the K2 Dome System.

Material: Aluminium EN AW-6063 T66

SpeedRail System

K2 SpeedConnector Set




Article number		Bag (SU)	Box (PU)	
1003571	Length: 150 mm	10	400	

Rail connector for connecting 2 K2 SpeedRails. With 3 drill holes for flexible mounting. The set consists of:

- ▶ 1 SpeedConnector, aluminium
- ▶ 2 countersunk drilling screws, stainless steel with TX 25 bit

K2 SpeedLock Set



Article number		Bag (SU)	Box (PU)	
1003558	Für SpeedRail 22	10	140	

“SpeedLock” mounting security for fusing the K2 SpeedRail in case of thermal expansion.

The set consists of:

- ▶ 1 SpeedLock, aluminium
- ▶ 1 DIN 7991 hexagon socket countersunk head screw M8 x 20, stainless steel
- ▶ 1 M K2 slot nut with clip, stainless steel, plastic



SYSTEME

PITCHED ROOF

SingleRail

SolidRail

MiniRail

SpeedRail

MultiRail

Insertion System

FLATROOF

S-Rock

S-Dome V

S-Dome

S-Dome small

MultiAngle

Triangle

D-Dome V

D-Dome

GROUND MOUNTED

A-Rack & P-Rack


N-Rack

ACCESSORIES

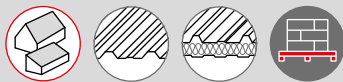
Hand sample

GENERAL

MultiRail System



- ▶ Easy and proven – as a short rail or a flexible component in various lengths
- ▶ Quick planning with less material and greater effectiveness
- ▶ Solid base rail for S-Dome Small trapezoidal elevation



Mounting rail K2 MultiRail 10




Article number		Sales Unit	Packing Unit	
2001300	Length: 100 mm	25	5000	

Short rail with static confirmation in K2 Base. For direct mounting in landscape orientation on sheet metal roofing.

Material: Aluminium EN AW-6063 T66, EPDM

Mounting rail K2 MultiRail 25/4




Article number		Sales Unit	Box (PU)	
2002793	Length: 250 mm	50	50	

Short rail with static confirmation in K2 Base. For direct mounting in landscape orientation on sheet metal roofing.

Material: Aluminium EN AW-6063 T66, EPDM

Mounting rail K2 MultiRail 4.20



Article number		Sales Unit	Bundle (PU)	
2000471	Length: 4.20 m	1	220	

Aluminium mounting rail for direct module fastening or as basis for cross bracing. For direct mounting on trapezoidal sheet metal and tin roofs available in universal lengths. Easy and fast mounting by means of drilling screws.

Material: Aluminium EN AW-6063 T66, EPDM

K2 thread-forming tapping screw with mounted EPDM supported washer




Article number		Sales Unit	Packing Unit	
1005207	Drive: Hexagonal WS 8; Dimension: 6x25 mm; EPDM support: Ø 16 mm	160	160	

Usable for steel sheeting minimum 0.5 mm thickness and for aluminium minimum 0.8 mm thickness.

Material: stainless steel A2, EPDM

Insertion System




- ▶ Without having to apply clamps eliminates the need for assistance ensuring lightning-fast installation
- ▶ Easy to assemble with few components and without special tools
- ▶ Sleek design with continuous closed surface adds further robustness
- ▶ Insertion profile provides additional frame reinforcement



WITH ONE CLICK
TO THE ACCESSORIES

In cooperation with
solarteam ● 

K2 CrossHook 3S+




Article number		Box (SU)	Pallet (PU)	
2002390	Weight: 520 g Base plate: 124x100 Height under bracket: 40/47/54 mm, bracket: 35x9 mm Overall height: 123/130/137 mm	25	600	

Aluminium roof fastener with 3 height adjustments in the base plate (40, 47, 54 mm). For the fastening of K2 Systems components to brick and slate roofs. Slotted hole in the bracket for insertion system.

Material: aluminium EN AW-6063 T 66

K2 CrossHook 4S+



Article number		Box (SU)	Pallet (PU)	
2002402	Weight: 550 g Base plate: 124x100 Height under bracket: 40/47/54 mm, bracket: 35x9 mm Overall height: 120.5 - 165 mm	25	600	

Aluminium-roof fastener with 3 height adjustments in the base plate (40, 47, 54 mm) and 30 mm adjustment on the bracket. For the fastening of K2 Systems components to brick and slate roofs. Slotted hole in the bracket for insertion system.

Material: aluminium EN AW-6063 T 66

K2 Hanger Bolt, pre-assembled



Article number		Sales Unit	Box (PU)	
2000121	M10x200, Hexagonal SW 7 mm	1	100	
2000122	M10x250, Hexagonal SW 7 mm	1	100	
2000123	M12x200, Hexagonal SW 9 mm	1	100	
2000124	M12x250, Hexagonal SW 9 mm	1	50	


For fastening of K2 System parts on trapeze and wave shape roofs. The K2 Hanger Bolt is equipped with an extra long metric thread enabling variable height adjustment. The screw is furnished with a hexagonal head, providing time saving installation with a power drill. Technical approval available.

The set consists of:

- ▶ 1 rafter screw
- ▶ 3 Collar nut with raffle, stainless steel
- ▶ 1 Rubber seal, EPDM
- ▶ 1 Washer, stainless steel
- ▶ 1 Adapter plate with long slot

Insertion System

K2 CrossBoard



Article number		Sales Unit	Pallet (PU)	
2001972	Base plate for CrossFinger Length: 2100 mm	1	120	

The CrossBoard allows you to add an additional roof hook of CrossHooks in between two rafters. It also allows you to move existing Roof Hook individually. This can be the case in roof edge areas or with obstacles.
Material: Aluminium EN AW-6063 T66


K2 T-Bolt 28/15



Article number		Sales Unit	Packing Unit	
1000041	Screw thread: M10x30 mm	100	1000	

T-bolt to be placed anywhere into the chamber of the rail. It can be placed and readjusted to any place of the rail.
Head form: 28/15 with four cornered shaft
Head dimensions: 22,5x10,5x4 mm
Material: stainless steel A2 (1.4301)

K2 Hexagon flange nut with serration, similar ISO 4161



Article number		Sales Unit	Packing Unit	
1000042	Screw thread: M10	200	2000	

The Serration prevents accidental release.
Material: stainless steel A2


HECO-TOPIX wood screw, Flange Head, T-Drive



Article number		Sales Unit	Packing Unit	
1000642	Dimension: 8x80	50	50	
1000656	Dimension: 8x100	50	50	
1001525	Dimension: 8x120	50	50	

Self-drilling wood screw with flange head (Topix) and T-Drive, Heco. Building authority-certified.
Material: stainless steel A2, Drive: TX 25/ 40

Mounting rail K2 SolidRail Light 37



Article number		Sales Unit	Bundle (PU)	
2003092	Length 4,30 m, aluminium mill finish	1	100	
2003128	Length 4,30 m, black anodised	1	100	
2003093	Length 5,40 m, aluminium mill finish	1	100	

Mounting rail with static confirmation in K2 Base. Can be used variably for different roof connections.

Material: Aluminium EN AW-6063 T66

Mounting rail K2 SolidRail Medium 42




Article number		Sales Unit	Bundle (PU)	
2003094	Length 4.30 m, aluminium mill finish	1	60	
2003095	Length 5.40 m, aluminium mill finish	1	60	

Mounting rail with static confirmation in K2 Base. Can be used variably for different roof connections.

Material: Aluminium EN AW-6063 T66

K2 SolidRail Connector Set




Article number		Bag (SU)	Box (PU)	
1004107	For K2 SolidRail XS UltraLight or Light, Length 200 mm	10	80	
1004109	For K2 SolidRail Medium or Alpin, Length 200 mm	10	70	

Aluminum rail connector for K2 SolidRail UltraLight, Light, Medium or Alpin rails. The set consists of:

- ▶ 1 SolidRail Connector, aluminium EN AW-6063 T66
- ▶ 2 T-Bolts M10x30 (1000041), stainless steel A2
- ▶ 2 Locking nuts M10 (1000042), stainless steel A2

K2 Cross connector




Article number		Sales Unit	Packing Unit	
2002762	aluminium mill finish	20	20	
2002763	black anodised	20	20	

Assembly retention set to hold insertion rails on vertical profiles for the mounting of solar modules; dimensions: 68x50x10,6 mm; material: AlMgSi0.5 F22; incl. fitted wing nut M K2, screw ISO 7380 M8x25, lock washer S8, pre-assembled

Insertion System


Mounting rail K2 InsertionRail 35



Article number		Sales Unit	Bundle (PU)	
2002738	Length 5.10 m, aluminium mill finish	1	75	
2002758	Length 5.10 m, black anodised	1	75	

Insertion rail to mount solar modules with a frame height of 35 mm.
Dimension: 51x54 mm;
Material: aluminium AW 6063 T66


Mounting rail K2 InsertionRail 40



Article number		Sales Unit	Bundle (PU)	
2002739	Length 5.10 m, aluminium mill finish	1	75	
2002759	Length 5.10 m, black anodised	1	75	

Insertion rail to mount solar modules with a frame height of 40 mm.
Dimension: 56x54 mm
Material: aluminium AW 6063 T66


K2 InsertionRail Connector



Article number		Sales Unit	Packing Unit	
2002764	aluminium mill finish	10	10	
2002765	black anodised	10	10	

Connector for two solar module insertion rails.
Dimensions: 100x32x12 mm
Material: AL AW 6060 T66

K2 InsertionRail EndStop



Article number		Sales Unit	Packing Unit	
2002760	aluminium mill finish	10	10	
2002761	black anodised	10	10	

End angle piece for solar module insertion rails.
Dimensions: 32x25x35 mm
Material: AlMgSi0.5 F22; incl. fitted grub screw M6, pre-assembled

K2 InsertionRail FixStop




Article number		Sales Unit	Packing Unit	
2002766	aluminium mill finish	10	10	

Side stop to hold the insertion rail in place and prevent lateral protrusion.

Dimensions: 32x12 mm

Material: aluminium (AlMgSi0.5 F22) incl. fitted grub screw M8, pre-assembled

K2 InsertionRail CableClip




Article number		Sales Unit	Packing Unit	
2002767	white/grey	20	20	

Plastic profile to hold the DC wiring in the solar module system.


Dimensions: 80x32x14 mm

Material: polycarbonate

S-Rock 15° System



- ▶ One component with integrated ballast tray and cable management solution
- ▶ No additional pre-assembly
- ▶ One universal clamp for all modules
- ▶ Optimal load transmission – statically verified and tested in a wind tunnel



The integrated ballast tray eliminates additional components.



WITH ONE CLICK
TO THE ACCESSORIES

K2 S-Rock 15




Article number		Sales Unit	Packing Unit	
2002244	S-Rock 15 952x105x320 mm	1	60	

Main component of the K2 S-Rock 15 ° flat roof system for fastening solar modules; dimensions: 952x105x320 mm

Material: Aluminium (EN AW 5754H22/H32)

K2 S-Rock front 15



Article number		Sales Unit	Packing Unit	
2002245		1	200	

Front end component of the K2 S-Rock 15 ° flat roof system for fastening solar modules; dimensions: 741x105x80 mm

Material: Aluminium (EN AW 5754H22 / H32)

K2 S-Rock end 15




Article number		Sales Unit	Packing Unit	
2002246		1	60	

Rear end component of the K2 S-Rock 15 ° flat roof system for fastening solar modules; dimensions: 771x105x320 mm

Material: Aluminium (EN AW 5754H22 / H32)

K2 Building protection mat Dome SD



Article number		Sales Unit	Pallet (PU)	
2001739	Rear side Aluminium-coated with retaining lugs Dimensions: 160x180x18 mm	1	1650	
2001740	Rear side non-coated with retaining lugs Dimensions: 160x180x18 mm	1	1650	

The K2 building protection mat protects the roof sealing from damage by mounting system platforms. The aluminium coating on the underside counteracts the otherwise occurring plasticizer loss of many roof sealers that do not tolerate rubber. For bituminous felt roofs please use the non-coated solar protection mats.

Material: PUR-bound rubber granulate (laminated with aluminium triplex film)

S-Rock 15° System

K2 S-Rock Windbreaker 15



Article number		Sales Unit	Packing Unit	
2002247	Length 1740 mm	1	750	

Wind breaker for wind deflection on the reverse side of the K2 S-Rock 15 ° flat roof system; dimensions: 1740x200 mm

Material: Aluminium (EN AW 5754H22 / H32)

K2 Self tapping screw with mounted EPDM supported washer



Article number		Sales Unit	Packing Unit	
1005207	Drive: Hexagonal WS 8; Dimension: 6x25 mm; EPDM support: Ø 16 mm	160	160	

Usable for steel sheeting minimum 0.5 mm thickness and for aluminium minimum 0.8 mm thickness.

Material: stainless steel A2, EPDM

K2 Omega cabel-Clip




Article number		Sales Unit	Packing Unit	
1005394		100	5000	

External cable clip of solar cables for cable runs outside of K2 rails. Fixation in the C-chamber of the profile.

Material: Polypropylen with UV stabiliser, black

K2 S-Rock T-Tray Set



Article number		Sales Unit	Packing Unit	
2002331		5	720	

Support set (two T-Trays) for additional ballast for the K2 S-Rock flat roof system with protection caps; Dimensions: 660x25x25 mm

Material: Aluminium (EN AW 6060 T6), soft PVC 68

K2 MiniClamp MC




Article number		Bag (SU)	Box (PU)	
2002558	30-50 mm	20	120	
2002609	30-50 mm	20	120	

Universal middle clamp set for fastening solar modules on K2 MiniRail or Dome V Systems incl. screw and spring.

Material: Aluminium (EN AW 6063 T66, EN AW 6082 T6), Stainless steel (1.4301)

K2 MiniClamp EC



Article number		Bag (SU)	Box (PU)	
2002559	30-50 mm	20	120	
2002610	30-50 mm	20	120	


Universal end clamp set for fastening solar modules on K2 MiniRail or Dome V Systems incl. screw and spring.

Material: Aluminium (EN AW 6063 T66, EN AW 6082 T6), Stainless steel (1.4301)

S-Dome V System

The single-sided elevation – generation V

S-Dome V
now with 15°
elevation



- ▶ Clearly ballast- and component-optimized system due to better friction coefficient of the flexible support pad
- ▶ Simultaneous assembly of modules and mounting system as well as reduced screw connections ensure faster installation
- ▶ Lower logistics costs due to lower transport volume




Dome V Rail



Article number		Sales Unit	Packing Unit	
2002852	Length 1850 mm	1	100	
2002854	Length 1500 mm	1	100	
2002855	Length 900 mm	1	360	

Base rail made from aluminium for assembling the Dome V systems with the option of ballast support. Material: Aluminium EN AW-6063 T66


K2 S-Dome V Basis



Article number		Sales Unit	Packing Unit	
2002829	S-Dome V Base 10°	1	50	
2003059	S-Dome V Base 15°	1	50	

Base component made from aluminium for the module support element of the S Dome V system.

K2 Dome V SD



Article number		Sales Unit	Packing Unit	
2002828	S-Dome V SD 10°	1	100	
2003061	S-Dome V SD 15°	1	100	

Module support element made from aluminium for the Dome V systems.

K2 S-Dome V Peak



Article number		Sales Unit	Packing Unit	
2002827	S-Dome V Peak 10°	1	50	
2003060	S-Dome V Peak 15°	1	50	

Upper component made from aluminium for module support element of the S Dome V system.

S-Dome V System

K2 Dome V Clip



Article number		Sales Unit	Packing Unit	
2002848		10	1000	

Assembly clip made from aluminium for assembling the module support elements in Dome V systems. Dimension LxWxH: 123,1x18x15,4 mm
Material: Stainless steel (1.4310)

K2 Dome Windbreaker



Article number		Sales Unit	Packing Unit	
2003132	S-Dome V 10° - 60 Cells	1	250	
2003133	S-Dome V 10° - 72 Cells	1	250	
2003134	S-Dome V 15° - 60 Cells	1		
2003135	S-Dome V 15° - 72 Cells	1		

K2 Windbreaker (deflector) for wind deflection on the reverse side of the K2 S-Dome System (increase downforce).
Material: Steel with Magnelis coating

K2 S-Dome V Windbreaker Screw Set



Article number		Sales Unit	Packing Unit	
2002653		100		

Screw set for the K2 Windbreaker installation.

The set consists of:

- ▶ T-Bolt M8x20 (1002387)
- ▶ Washer (1000273)
- ▶ Self-locking nut with flange (2002744)

K2 Self tapping screw with mounted EPDM supported washer




Article number		Sales Unit	Packing Unit	
1005207	Drive: Hexagonal WS 8; Dimension: 6x25 mm; EPDM support: Ø 16 mm	160	160	

Usable for steel sheeting minimum 0.5 mm thickness and for aluminium minimum 0.8 mm thickness.

Material: stainless steel A2, EPDM

K2 Dome Mat V



Article number		Sales Unit	Packing Unit	
2002849		1	36	

Mat V Support Pad. Flexible function to absorb tolerances and protect the roof cover.
Dimension LxWxH: 250x115,8x26,7 mm
Material: EPDM


K2 MiniClamp MC



Article number		Bag (SU)	Box (PU)	
2002558	30-50 mm	20	120	
2002609	30-50 mm	20	120	

Universal middle clamp set for fastening solar modules on K2 MiniRail or Dome V Systems incl. screw and spring.
Material: Aluminium (EN AW 6063 T66, EN AW 6082 T6), Stainless steel (1.4301)

K2 MiniClamp EC




Article number		Bag (SU)	Box (PU)	
2002559	30-50 mm	20	120	
2002610	30-50 mm	20	120	

Universal end clamp set for fastening solar modules on K2 MiniRail or Dome V Systems incl. screw and spring.
Material: Aluminium (EN AW 6063 T66, EN AW 6082 T6), Stainless steel (1.4301)

S-Dome V System

K2 Aluminum shim



Article number		Sales Unit	Box (PU)	
1000789	100x50x4 mm	1	120	

Aluminum shim e.g. for mounting the Porter ballast adapters in the Dome V systems.
dimensions: 100x50x4 mm

Material: Aluminum

K2 Porter for ballasting




Article number		Sales Unit	Packing Unit	
2000081	Length: 1750 mm	1	330	
2003079	Dome Porter 60-cells	1		
2003080	Dome Porter 72-cells	1		

The K2 Porter is suitable for a fast and universal bearing of different ballasts for the Dome systems.

Material: Aluminium

K2 SpeedPorter V



Article number		Sales Unit	Packing Unit	
2002830		1	250	

Optional part for placing additional ballast on the K2 Dome V Systems.

Dimension LxWxH: 200x80x6 mm

Material: Aluminium EN AW-5754



SYSTEME

PITCHED ROOF

SingleRail

SolidRail

MiniRail

SpeedRail

MultiRail

Insertion System

FLATROOF

S-Rock

S-Dome V

S-Dome

S-Dome small

MultiAngle

Triangle

D-Dome V

D-Dome

GROUND MOUNTED

A-Rack & P-Rack


N-Rack

ACCESSORIES


Hand sample

GENERAL

S-Dome 10° System




- ▶ A system for structurally challenging roofs with limited ballast options
- ▶ Reliable system for all roof conditions
- ▶ Aerodynamically optimised and tested in a wind tunnel
- ▶ Quick and easy handling – adapted to construction site workflows



S-Dome Classic can also be mounted on trapezoidal sheet metal roofs.

Mounting rail K2 SpeedRail 22



Article number		Sales Unit	Bundle (PU)	
2003084	Length 3.25 m	1	160	
2003085	Length 4.30 m	1	160	
2003086	Length 5.40 m	1	160	

Quick mounting rail with static confirmation in K2 Base. For mounting with SpeedClip on a trapezoidal sheet metal roof or as base rail for the K2 Dome System.
Material: Aluminium EN AW-6063 T66

K2 FlatConnector Set



Article number		Bag (SU)	Box (PU)	
1006039	Length 200 mm	10	90	

Rail connector for connecting two SpeedRails for flat roof mounting. With 2 drill holes for flexible mounting.

The set consists of:

- ▶ 1 FlatConnector (1005451), Aluminium EN AW-6063 T66
- ▶ 2 Bolts with serrated under head M8x20, stainless steel
- ▶ 2 M K2 slot nuts with clip, stainless steel


K2 Dome S1000 2.0



Article number		Sales Unit	Packing Unit	
2001967	Width: 65 mm	1	150	

Module elevation element for flat roof systems.
Material: Aluminium EN AW-6063 T66

K2 Dome SD 2.0




Article number		Sales Unit	Box (PU)	
2001968	Width: 65 mm	1	50	

Module elevation element for flat roof systems.
Material: Aluminium EN AW-6063 T66

S-Dome 10° System

K2 Solar building protection mat Dome




Article number		Sales Unit	Pallet (PU)	
2001695	Rear side Aluminium-coated with retaining lugs Dimensions: 470x180x18 mm	1	450	
2001696	Rear side non-coated with retaining lugs Dimensions: 470x180x18 mm	1	450	

The K2 building protection mat protects the roof sealing from damage by mounting system platforms. The aluminium coating on the underside counteracts the otherwise occurring plasticizer loss of many roof sealers that do not tolerate rubber. For bituminous felt roofs please use the non-coated solar protection mats.

Material: PUR-bound rubber granulate (laminated with aluminium triplex film)

K2 Solar building protection mat Dome SD




Article number		Sales Unit	Pallet (PU)	
2001739	Rear side Aluminium-coated with retaining lugs Dimensions: 160x180x18 mm	1	1650	
2001740	Rear side non-coated with retaining lugs Dimensions: 160x180x18 mm	1	1650	

The K2 building protection mat protects the roof sealing from damage by mounting system platforms. The aluminium coating on the underside counteracts the otherwise occurring plasticizer loss of many roof sealers that do not tolerate rubber. For bituminous felt roofs please use the non-coated solar protection mats.

Material: PUR-bound rubber granulate (laminated with aluminium triplex film)

K2 Dome Windbreaker




Article number		Sales Unit	Pallet (PU)	
2003132	S-Dome 10° - 60 Cells	1	250	
2003133	S-Dome 10° - 72 Cells	1	250	

K2 Windbreaker (deflector) for wind deflection on the reverse side of the K2 S-Dome System (increase downforce).

Material: Steel with Magnelis coating

K2 Washer (body washer)



Article number		Sales Unit	Packing Unit	
1000273	Ø 8.4x30x1.5 mm	200	200	

Material: Stainless steel A2

K2 SpeedClip




Article number		Sales Unit	Box (PU)	
1001164	Dimension: 99x25x15 mm	1	500	

Glass fibre reinforced clip for mounting the SpeedRail directly onto sheet metal.

Material: glass fibre reinforced polyamid, EPDM

Please note: each SpeedClip requires 2 head steel sheet screws 6x36 mm (1001622) for additional material.

K2 SpeedPorter



Article number		Bag (SU)	Box (PU)	
2002300		10	250	

Accessory for ballast of K2 Dome flat roof systems

Dimensions: 200x80x15 mm

Material: aluminium (EN AW-5754 H111)

K2 Porter for ballasting




Article number		Sales Unit	Pallet (PU)	
2000081	Length: 1750 mm	1	330	

The K2 Porter is suitable for a fast and universal bearing of different ballasts for the Dome systems.

Material: Aluminium


S-Dome Small System



- ▶ For a roof inclination of up to 15° on trapezoidal sheet metal
- ▶ Economical in terms of materials and transportation; clever connections and strong holding power
- ▶ The perfect combination of the all-round MultiRail component and load-optimised, slim elevations



Mounting rail K2 MultiRail 25/4



Article number		Sales Unit	Box (PU)	
2002793	Length: 250 mm (0°-15°)	50	50	

Profilo di montaggio corto con verifica statica in K2 Base. Per il montaggio diretto su coperture in lamiera grecata con orientamento dei moduli in orizzontale.
Materiale: Alluminio EN AW-6063 T66, EPDM


K2 Dome S1000 Small



Article number		Sales Unit	Pallet (PU)	
2000775	Width: 40 mm	1	300	

Narrow Dome S1000 for mounting on trapezoidal sheet metal in connection with MultiRail and FlexClamp Small.
material: aluminium EN AW 6063 T66

K2 Dome SD Small



Article number		Sales Unit	Box (PU)	
2000774	Width: 40 mm	1	100	

Narrow Dome SD for mounting on trapezoidal sheet metal in connection with SpeedRail and FlexClamp Small.
material: aluminium EN AW 6063 T66

K2 FlexClamp Small



Article number	Module frame height	Sales Unit	Box (PU)	
2000773	34-50 mm	1	100	

Narrow FlexClamp assembly for use with S Dome Small for mounting on trapezoidal sheet.
Material: aluminium, stainless steel

S-Dome Small System

K2 thread-forming tapping screw with mounted EPDM supported washer



Article number		Sales Unit	Packing Unit	
1005207	Drive: Hexagonal WS 8; Dimension: 6x25 mm; EPDM support: Ø 16 mm	160	160	

Usable for steel sheeting minimum 0.5 mm thickness and for aluminium minimum 0.8 mm thickness.
Material: stainless steel A2, EPDM



SYSTEME

PITCHED ROOF

SingleRail

SolidRail

MiniRail

SpeedRail

MultiRail

Insertion System

FLATROOF

S-Rock

S-Dome V

S-Dome

S-Dome small

MultiAngle

Triangle

D-Dome V

D-Dome

GROUND MOUNTED

A-Rack & P-Rack

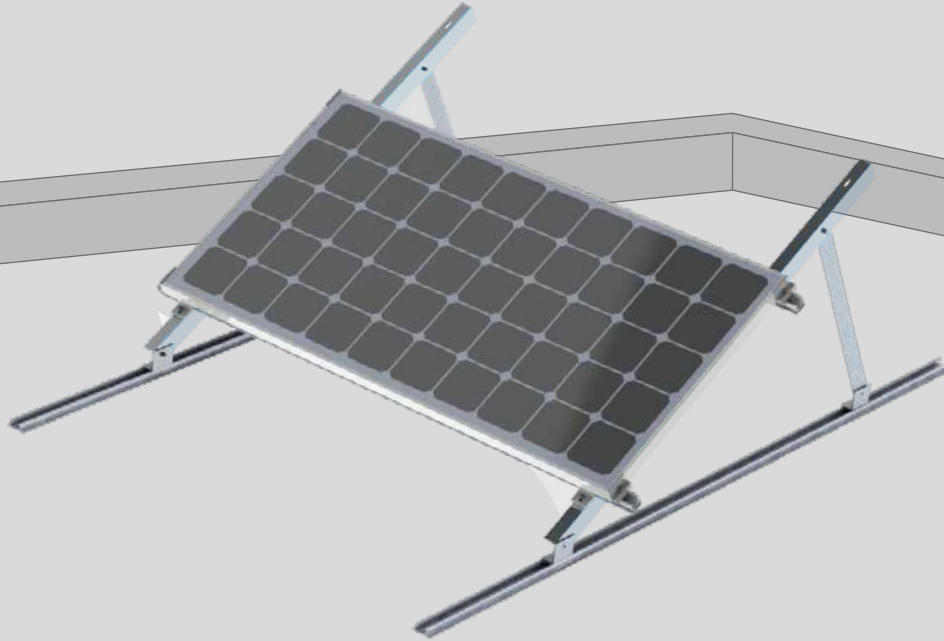
N-Rack

ACCESSORIES

Hand sample

GENERAL

MultiAngle System 10-45°




- ▶ Individually customisable elevation angle
- ▶ Universal module orientation
- ▶ High flexibility and customised solutions



WITH ONE CLICK
TO THE ACCESSORIES

Mounting rail K2 SpeedRail 22



Article number		Sales Unit	Bundle (PU)	
2003084	Length 3.25 m	1	160	
2003085	Length 4.30 m	1	160	
2003086	Length 5.40 m	1	160	

Base rail made of aluminum for the assembly of the MultiAngle System.
Material: aluminium EN AW-6063 T66


K2 MultiAngle Top flange & Support



Article number		Sales Unit	Packing Unit	
2002054	Top flange	1	1	
2002507	Support 15°	1	1	
2002056	Support 30°	1	1	
2002055	Support 45°	1	1	

One top flange and one support is necessary per MultiAngle System.
Material: Aluminium

Mounting rail K2 SingleRail Light 36



Article number		Sales Unit	Bundle (PU)	
2003074	Length 1.15 m	1	100	
2001865	Length 2.10 m	1	100	
2003075	Length 3.25 m	1	100	
2003076	Length 4.30 m	1	100	
2003077	Length 5.40 m	1	100	

Module mountingrail for the MultiAngle System.
Material: aluminium EN AW-6063 T66

K2 MultiAngle Accessoires




Article number		Sales Unit	Packing Unit	
2002082	one Set per triangle	5	25	

The set consists of:

- ▶ 3 MK2 insert nut M8, stainless steel
- ▶ 3 Feet Aluminium 60x40x4 mm
- ▶ 10 bolt with serrated under head M8x25, A2
- ▶ 6 Hexagon flange nut M8, A2
- ▶ 2 Climber 36/48, aluminium

Triangle System 10-45°



- ▶ Individually customisable elevation angle
- ▶ Universal module orientation
- ▶ High flexibility and customised solutions



K2 Triangle, pre-assembled




Article number		Sales Unit	Packing Unit	
	min. 10 piece	10	10	

Mounting triangle, optimised by project-specific customisation. Universal use with bal-
last or roof penetration.

Material: aluminium

Mounting rail K2 SolidRail Light 37



Article number		Sales Unit	Bundle (PU)	
2003090	Length 1.15 m	1	100	
1004367	Length 2.10 m	1	100	
2003091	Length 3.25 m	1	100	
2003092	Length 4.30 m	1	100	
2003093	Length 5.40 m	1	100	

Quick mounting rail with static confirmation for medium snow zones and long spans. The
rail span width amounts to 145 cm at K2 standard conditions.

Material: aluminium EN AW-6063 T66

The K2 Triangle system can also be used in combination with other, stronger
members of our K2 SolidRail family.

K2 AddOn




Article number		Sales Unit	Box (PU)	
1005530	AddOn 22: For module frame height 35-50 mm. Fits all K2 SolidRails, CrossRails, SingleRails and SpeedRails.	1	250	
2001707	AddOn 30: For module frame height 30- 34 mm. Fits most K2 SolidRails, CrossRails, SingleRails and SpeedRails.	1	250	

The K2 AddOn 30 mounting adapter enables grid or shared-rail installation without ad-
ditional rails or clamps. Fits most K2 SolidRails, CrossRails, SingleRails and SpeedRails.

Material: glass fibre reinforced polyamide

Triangle System 10-45°

K2 Hexagon flange nut with serration, similar ISO 4161



Article number		Sales Unit	Packing Unit	
1000043	Screw thread: M8	100	2000	
1000042	Screw thread: M10	200	2000	

Serration prevents accidental loosening.
Material: Stainless steel A2

K2 T-Bolt 28/15



Article number		Sales Unit	Packing Unit	
1000614	Screw thread: M8x20 mm	100	1000	
1000368	Screw thread: M8x30 mm	100	2000	
1000637	Screw thread: M10x20 mm	200	1000	
1000041	Screw thread: M10x30 mm	200	1000	

T-bolt to be placed anywhere into the chamber of the rail. It can be placed and readjusted to any place on the rail.

Head form: 28/15 with four cornered shaft

Head dimensions: 22.5x10.5x4 mm

Material: stainless steel A2 (1.4301)



SYSTEME

PITCHED ROOF

SingleRail

SolidRail

MiniRail

SpeedRail

MultiRail

Insertion System

FLATROOF

S-Rock

S-Dome V

S-Dome

S-Dome small

MultiAngle

Triangle

D-Dome V

D-Dome

GROUND MOUNTED

A-Rack & P-Rack

N-Rack


ACCESSORIES

Hand sample

GENERAL

D-Dome V 10° System

The double-sided elevation –
generation V



Now optimised and improved:

- ▶ D-Dome V with a modified geometry for the improved absorption of tolerances
- ▶ Short mounting rails with an integrated ballast tray
- ▶ Flexible EPDM support pad:
 - Compensates for tolerances
 - Better friction coefficient reduces ballasting
- ▶ Lower transport volume reduces logistics costs
- ▶ Aerodynamically optimised based on wind tunnel tests




Dome V Rail



Article number		Sales Unit	Packing Unit	
2002911	Length 2650 mm	1	100	
2002854	Length 1500 mm	1	100	

Base rail made from aluminium for assembling the Dome V systems with the option of ballast support. Material: Aluminium EN AW-6063 T66


K2 D-Dome V Basis



Article number		Sales Unit	Packing Unit	
2002847		1	50	

Base component made from aluminium for the module support element of the D Dome V system. Dimension LxWxH: 130x118x46 mm

K2 Dome V SD



Article number		Sales Unit	Packing Unit	
2002828		1	100	

Module support element made from aluminium for the Dome V systems. Dimension LxWxH: 76,3x65x54,6 mm

K2 D-Dome V Peak




Article number		Sales Unit	Packing Unit	
2002846		1	50	

Upper component made from aluminium for module support element of the D dome V system. Dimension LxWxH: 57.5x65x168 mm

D-Dome V 10° System

K2 SpeedPorter V



Article number		Sales Unit	Packing Unit	
2002830		1	250	

Optional part for placing additional ballast on the K2 Dome V Systems.

Dimension LxWxH: 200x80x6 mm

Material: Aluminium EN AW-5754

K2 Dome V Clip




Article number		Sales Unit	Packing Unit	
2002848		10	1000	

Assembly clip made from aluminium for assembling the module support elements in Dome V systems. Dimension LxWxH: 123,1x18x15,4 mm

Material: Stainless steel (1.4310)

K2 Dome Mat V




Article number		Sales Unit	Packing Unit	
2002849		1	36	

Mat V Support Pad. Flexible function to absorb tolerances and protect the roof cover.

Dimension LxWxH: 250x115,8x26,7 mm

Material: EPDM

K2 MiniClamp MC




Article number		Sales Unit	Packing Unit	
2002558	30-50 mm	20	120	
2002609	30-50 mm	20	120	

Universal middle clamp set for fastening solar modules on K2 MiniRail or Dome V Systems incl. screw and spring.

Material: Aluminium (EN AW 6063 T66, EN AW 6082 T6), Stainless steel (1.4301)

K2 MiniClamp EC




Article number		Sales Unit	Packing Unit	
2002559	30-50 mm	20	120	
2002610	30-50 mm	20	120	

Universal end clamp set for fastening solar modules on K2 MiniRail or Dome V Systems incl. screw and spring.

Material: Aluminium (EN AW 6063 T66, EN AW 6082 T6), Stainless steel (1.4301)

K2 Porter for ballasting




Article number		Sales Unit	Packing Unit	
2000081	Length: 1750 mm	1	330	

The K2 Porter is suitable for a fast and universal bearing of different ballasts for the Dome systems.

Material: Aluminium

K2 Aluminum shim




Article number		Sales Unit	Box (PU)	
1000789	100x50x4 mm	1	120	


Aluminum shim e.g. for mounting the Porter ballast adapters in the Dome V systems. dimensions: 100x50x4 mm

Material: Aluminum

D-Dome 10° System




- ▶ A system which provides optimal surface utilisation for roofs with limited ballast options
- ▶ Aerodynamically optimised and tested in a wind tunnel
- ▶ Quick and easy handling – adapted to construction site workflows
- ▶ Reliable system for all roof conditions



Dome Classic can also be mounted on trapezoidal sheet metal roofs.




Mounting rail K2 SpeedRail 22



Article number		Sales Unit	Bundle (PU)	
2003084	Length 3.25 m	1	160	
2003085	Length 4.30 m	1	160	
2003086	Length 5.40 m	1	160	

Quick mounting rail with static confirmation in K2 Base. For mounting with SpeedClip on a trapezoidal sheet metal roof or as base rail for the K2 Dome System.
Material: Aluminium EN AW-6063 T66

K2 FlatConnector Set



Article number		Bag (SU)	Box (PU)	
1006039	Length 200 mm	10	90	

Rail connector for connecting 2 K2 SpeedRails or FlatRail. With 2 drill holes for flexible mounting.

The set consists of:

- ▶ 1 FlatConnector, aluminium
- ▶ 2 Bolts with serrated under head M8x20, stainless steel
- ▶ 2 M K2 slot nut with clip, stainless steel


K2 Dome D1000 2.0



Article number		Sales Unit	Pallet (PU)	
2001962	Width: 65 mm	1	100	

Module elevation element for double flat roof systems.
Material: aluminium EN AW-6063 T66

K2 Dome SD 2.0




Article number		Sales Unit	Box (PU)	
2001968	Width: 65 mm	1	50	

Module elevation element for flat roof systems.
Material: aluminium EN AW-6063 T66

D-Dome 10° System

K2 Solar building protection mat Dome




Article number		Sales Unit	Pallet (PU)	
2001695	Rear side Aluminium-coated with retaining lugs Dimensions: 470x180x18 mm	1	450	
2001696	Rear side non-coated with retaining lugs Dimensions: 470x180x18 mm	1	450	

The K2 building protection mat protects the roof sealing from damage by mounting system platforms. The aluminium coating on the underside counteracts the otherwise occurring plasticizer loss of many roof sealers that do not tolerate rubber. For bituminous felt roofs please use the non-coated solar protection mats.

Material: PUR-bound rubber granulate (laminated with aluminium triplex film)

K2 Solar building protection mat Dome SD



Article number		Sales Unit	Pallet (PU)	
2001739	Rear side Aluminium-coated with retaining lugs Dimensions: 160x180x18 mm	1	1650	
2001740	Rear side non-coated with retaining lugs Dimensions: 160x180x18 mm	1	1650	

The K2 building protection mat protects the roof sealing from damage by mounting system platforms. The aluminium coating on the underside counteracts the otherwise occurring plasticizer loss of many roof sealers that do not tolerate rubber. For bituminous felt roofs please use the non-coated solar protection mats.

Material: PUR-bound rubber granulate (laminated with aluminium triplex film)

K2 Porter for ballasting




Article number		Sales Unit	Pallet (PU)	
2000081	Length: 1750mm	1	330	

The K2 Porter is suitable for a fast and universal bearing of different ballasts for the Dome systems.

Material: aluminium

K2 SpeedPorter



Article number		Bag (SU)	Box (PU)	
2002300		10	250	

Accessory for ballast of K2 Dome flat roof systems

Dimensions: 200x80x15 mm

Material: aluminium (EN AW-5754 H111)

A-Rack and P-Rack System

SOLUTION FOR QUICK SMALL INSTALLATIONS

Stock item
now
available!

P-Rack

A-Rack



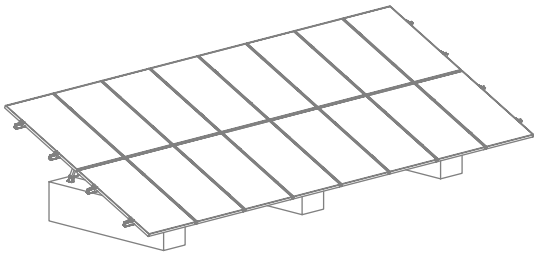
- ▶ Simple solution for small ground mounted projects and off-grid systems
- ▶ Detailed foundation and reinforcement plans
- ▶ Components pre-assembled: ready to assemble 15°, 20° and 25°
- ▶ Delivery as palletised goods
 - Maximum rail length of 1.9 m
 - Suitable for pick up vehicle transport



WITH ONE CLICK
TO THE ACCESSORIES

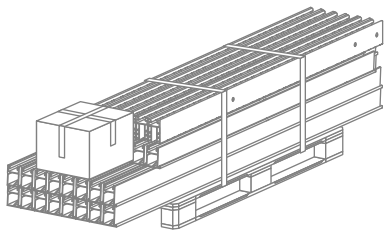
16 modules

- ▶ No planning required
- ▶ Suitable for most ground and module types
- ▶ Complete ready-to-assemble system with detailed installation instructions



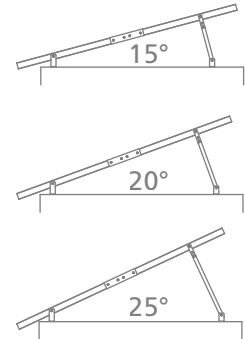
Complete ready-to-ship assembly kits

- ▶ All components in one package
- ▶ Suitable for pickup vehicle transport
- ▶ Maximum rail length 1.9 m
- ▶ A-Rack: 84 kg
- ▶ P-Rack: 93 kg



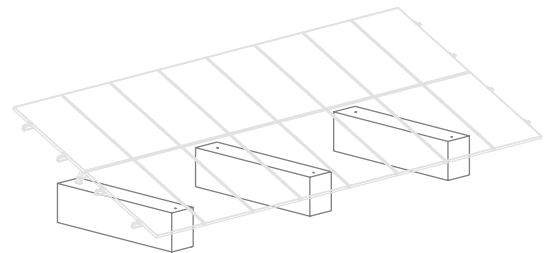
15°, 20° and 25° elevations

- ▶ Various elevations allow flexible use by cutting support strut
- ▶ P-Rack: With increased elevation for storage space



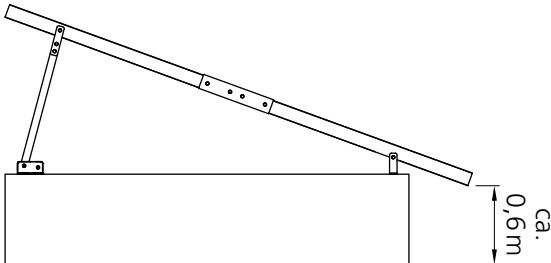
Own foundations

- ▶ Foundation constructed on-site
- ▶ With detailed reinforcement plan



A-RACK

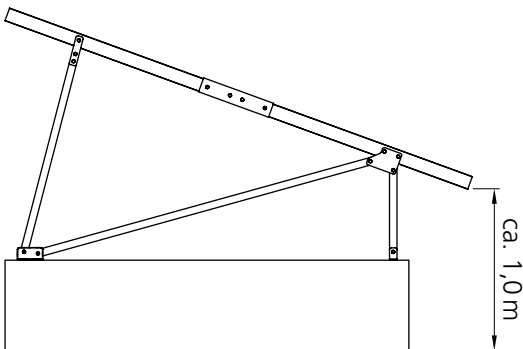
15°, 20° + 25°



Article number		
2002717	0.8kN/m ²	
2002780	1.3kN/m ²	

P-RACK


15°, 20° + 25°



Article number		
2002714	0.8kN/m ²	
2002781	1.3kN/m ²	

N-Rack System

MEDIUM-SIZED INSTALLATIONS WITH CONCRETE FOUNDATIONS



- ▶ Proven individual planning and statics for each system
- ▶ Statically calculated for different European countries – according to Eurocode 9
- ▶ Suitable for challenging gradient ground conditions (offset up to 20°)





SYSTEME

PITCHED ROOF

SingleRail

SolidRail

MiniRail

SpeedRail

MultiRail

Insertion System

FLATROOF

S-Rock

S-Dome V

S-Dome

S-Dome small

MultiAngle

Triangle

D-Dome V

D-Dome

GROUND MOUNTED

A-Rack & P-Rack

N-Rack

ACCESSORIES

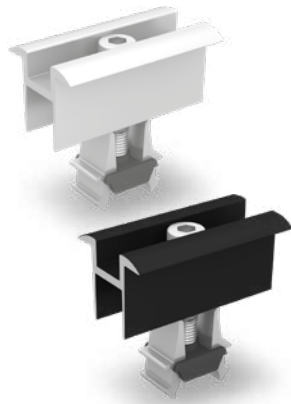
Hand sample

GENERAL

Accessories

Module Middle Clamps

Universal module clamps OneMid



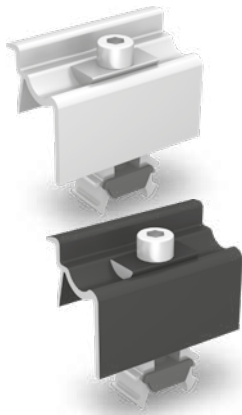
Article number	Module frame height / description	Bag (SU)	Box (PU)	
2002515	32 - 42 mm, aluminium mill finish	20	120	
2002588	32 - 42 mm, black anodised	20	120	

These module clamps are suitable for the most common module frame heights of 32 - 42 mm. Compatible with SingleRail, CrossRail, SpeedRail, MultiRail, SolidRail plus S- and D-Dome.

Set consisting of:

- ▶ 1 Aluminium middle clamp, aluminium mill finish, black anodised
- ▶ 1 AluStance 15, aluminium
- ▶ 1 Bolt with serrated under head M8, stainless steel A2
- ▶ 1 Square nut M8x15, A2
- ▶ 1 plastic cage VK15

Universal module end clamps OneEnd



Article number	Module frame height / description	Bag (SU)	Box (PU)	
2002514	30 - 42 mm, aluminium mill finish	20	120	
2002589	30 - 42 mm, black anodised	20	120	

These module clamps are suitable for the most common module frame heights of 30 - 42 mm. Compatible with SingleRail, CrossRail, SpeedRail, MultiRail, SolidRail plus S- and D-Dome.

Set consisting of:

- ▶ 1 Aluminium end clamp, aluminium mill finish, black anodised
- ▶ 1 AluStance 15, aluminium
- ▶ 1 Bolt with serrated under head M8, stainless steel A2
- ▶ 1 Square nut M8x15, A2
- ▶ 1 plastic cage VK15

K2 FlexClamp Dome



Article number	Module frame height	Sales Unit	Box (PU)	
1005873	34 - 50 mm	1	100	

Universal mounting of framed panels in 1/4 clamping range in the K2 Dome Classic System. The K2 FlexClamp will be mounted on the Domes easily from above and permits a universal and height-adjustable clamping of the panels on the frame.

Material: Aluminium EN AW 6063 T66 / A2

K2 MiniClamp MC



Article number	Module frame height / description	Bag (SU)	Box (PU)	
2002558	30-50 mm, aluminium mill finish	20	120	
2002609	30-50 mm, black anodised	20	120	

Universal middle clamp set for fastening solar modules on K2 MiniRail or Dome V Systems incl. screw and spring.

Material: Aluminium (EN AW 6063 T66, EN AW 6082 T6), stainless steel (1.4301)

K2 MiniClamp EC




Article number	Module frame height / description	Bag (SU)	Box (PU)	
2002559	30-50 mm, aluminium mill finish	20	120	
2002610	30-50 mm, black anodised	20	120	

Universal end clamp set for fastening solar modules on K2 MiniRail or Dome V Systems incl. screw and spring.

Material: Aluminium (EN AW 6063 T66, EN AW 6082 T6), stainless steel (1.4301)

Module middle clamps XS



Article number	Module frame height / description	Sales Unit	Box (PU)	
1005156	30-33 mm / M8x50, aluminium mill finish	1	200	
1005157	30-33 mm / M8x50, black anodised	1	200	
1003586	34-38 mm / M8x50, aluminium mill finish	1	200	
1005158	34-38 mm / M8x50, black anodised	1	200	
1004908	39-44 mm / M8x60, aluminium mill finish	1	200	
1005159	39-44 mm / M8x60, black anodised	1	200	
1005143	45-48 mm / M8x65, aluminium mill finish	1	200	
1005160	45-48 mm / M8x65, black anodised	1	200	
1004407	49-50 mm / M8x70, aluminium mill finish	1	200	
1005161	49-50 mm / M8x70, black anodised	1	200	

The set is preassembled and can be easily mounted with every K2 rail. M K2 insert nuts are self-locking and can be moved by applying light pressure to the stainless steel screw in the rail.

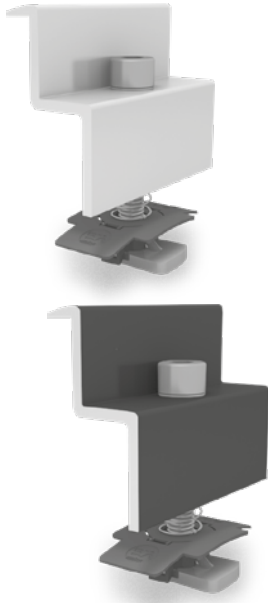
Middle clamp xs set, consisting of:

- ▶ 1 Aluminium middle clamp xs, aluminium mill finish (1001892)
- ▶ 1 Stainless steel socket screw
- ▶ 1 M K2 insert nut M8, stainless steel (1001643)
- ▶ 1 Securing washer S8. stainless steel (1000473)

Accessories

Module End Clamps

K2 Module End Clamp Standard Set




Article number	Module frame height / description	Sales Unit	Box (PU)	
1005345	30 - 31 mm/ M8x30, aluminium mill finish	1	200	
1005347	30 - 31 mm/ M8x30, black anodised	1	200	
1005344	32 - 33 mm/ M8x30, aluminium mill finish	1	200	
1005346	32 - 33 mm/ M8x30, black anodised	1	200	
1005169	34 - 36 mm/ M8x30, aluminium mill finish	1	200	
1005268	34 - 36 mm/ M8x30, black anodised	1	200	
1005290	37 - 38 mm/ M8x30, aluminium mill finish	1	200	
1005293	37 - 38 mm/ M8x30, black anodised	1	200	
1005170	39 - 41 mm/ M8x35, aluminium mill finish	1	200	
1005269	39 - 41 mm/ M8x35 black anodised	1	200	
1005291	42 - 44 mm/ M8x35, aluminium mill finish	1	200	
1005295	42 - 44 mm/ M8x35, black anodised	1	200	
1005171	45 - 47 mm/ M8x40, aluminium mill finish	1	200	
1005270	45 - 47 mm/ M8x40, black anodised	1	200	
1005292	48 mm/ M8x40, aluminium mill finish	1	200	
1005296	48 mm/ M8x40, black anodised	1	200	
1005172	49 - 50 mm/ M8x45, aluminium mill finish	1	200	
1005271	49 - 50 mm/ M8x45, black anodised	1	200	

The set is preassembled and can be easily mounted with every K2 rail. M K2 insert nuts are self-locking and can be moved by applying light pressure to the stainless steel screw in the rail.

End clamp set standard, consisting of:

- ▶ 1 aluminium end clamp (aluminium mill finish/black anodized)
- ▶ 1 bolt with serrated under head M8
- ▶ 1 M K2 insert nut M8 (stainless steel)


K2 Laminate middle clamp 6.8 CLICK



Article number		Sales Unit	Box (PU)	
1000667		1	120	

Module middle clamp for fastening laminate modules, approved for modules from First Solar, Calyxo, MiaSolé and for modules with a glass thickness of 6.8 - 8.0 mm.
Material: Aluminium press finished, EPDM


K2 Laminate end clamp 6.8 CLICK



Article number		Sales Unit	Box (PU)	
1000668		1	180	

Module end clamp for fastening laminate modules, approved for modules from First Solar, Calyxo, MiaSolé and for modules with a glass thickness of 6.8 - 8.0 mm.
Material: Aluminium press finished, EPDM

K2 SlideGuard




Article number		Sales Unit	Box (PU)	
1005828	Dimension: 330x50x19 mm	1	65	

Slide guard for additional use in vertical assembly of laminated modules with glass thickness of 6 - 9 mm.
Material: stainless steel 1.4016, EPDM

Accessories

Nuts and Screws


M K2 Slot nut with clip



Article number		Sales Unit	Bag (PU)	
1001643	Screw thread: M8 Stainless steel 1.4301, PA	1	250	
2000034	Screw thread: M8 Aluminium, PA	1	200	

The Fast-installation M K2 slot nut can be put into the K2 rail everywhere. The slot nut will adjust itself in the the rail and can be readjusted to every place of the rail
Material: stainless steel 1.4301/ aluminium, PA

K2 Hexagon flange nut with serration, similar ISO 4161



Article number		Sales Unit	Packing Unit	
1000043	Screw thread: M8	100	2000	
1000042	Screw thread: M10	200	2000	

Serration prevents accidental loosening.
Material: stainless steel A2

K2 T-Bolt 28/15



Article number		Sales Unit	Packing Unit	
1000614	Screw thread: M8x20 mm	100	1000	
1000368	Screw thread: M8x30 mm	100	2000	
1000637	Screw thread: M10x20 mm	200	1000	
1000041	Screw thread: M10x30 mm	200	1000	

T-bolt to be placed anywhere into the chamber of the rail. It can be placed and readjusted to any place on the rail.

Head form: 28/15 with four cornered shaft

Head dimensions: 22,5x10,5x4 mm

Material: stainless steel A2 (1.4301)

K2 Bolts with serrated under head according DIN 912/ EN ISO 4762



Article number		Box (SU)	Box (PU)	
2001735	Dimension: M8x16, WS 6 mm	200	2000	
2001729	Dimension: M8x20, WS 6 mm	200	1600	
2001732	Dimension: M8x25, WS 6 mm	200	1400	

Material: stainless steel A2

K2 Multi Monti fastener



Article number		Sales Unit	Packing Unit	
2002570	Dimension: 7.5x40/5 TX30	100	100	
2002571	Dimension: 10x70/5/20 WS13	1	25	

'Multi Monti' - fastener (Heco) to fasten in concrete. Steel surface: galvanised and blue passivated. Head size: 17 mm

Material: stainless steel A4 or galvanized steel

K2 Self-tapping screw with mounted EPDM supported washer



Article number		Box (SU)	Box (PU)	
1000212	Drive: Hexagonal SW 8 Dimension: 6x25 mm EPDM support: Ø 16 mm	500	500	

Suitable for steel sheeting minimum 0.5 mm thickness and for aluminium minimum 0.8 mm thickness.

Material: stainless steel A2, EPDM

K2 Thread-forming tapping screw with mounted EPDM supported washer



Article number		Box (SU)	Box (PU)	
1005207	Drive: Hexagonal SW 8; Dimension: 6x25 mm; EPDM support: Ø 16 mm	160	160	
1005193	Drive: Hexagonal SW 8; Dimension: 6x38 mm; EPDM support: Ø 16 mm	500	2500	

Suitable for steel sheeting minimum 0.5 mm thickness and for aluminium minimum 0.8 mm thickness.

Material: stainless steel A2, EPDM

HECO-TOPIX wood screw, Flange Head, T-Drive



Article number		Sales Unit	Packing Unit	
1005837	Dimension: 6x80	100	100	
1004978	Dimension: 6x100	100	100	
1000642	Dimension: 8x80	50	50	
1000656	Dimension: 8x100	50	50	
1001525	Dimension: 8x120	50	50	
1002366	Dimension: 8x160	50	50	
1002367	Dimension: 8x180	100	100	
2003052	Dimension: 8x200	100	100	

Self-drilling wood screw with flange head (Topix) and T-Drive, Heco. Building authority-certified. Material: stainless steel A2, Drive: TX 25/ 40

Accessories

Cable management

K2 Omega cabel-Clip



Article number		Bag (SU)	Box (PU)	
1005394		100	5000	

External cable clip of solar cables for cables extending beyond K2 rails.

Fixation in the C-chamber of the profile.

Material: Polypropylen with UV stabiliser, black

K2 Solar Cable Manager



Article number		Bag (SU)	Box (PU)	
2002870		100	5000	

Solar Cable Manager with connecting possibility for outdoor-installation.

LxW: 200x4.6 mm

K2 StairPlate



Article number		Sales Unit	Packing Unit	
2000412		1	1	

The K2 Stairplate is from Solar Edge and Enphase. It can be hooked to all K2 rails (except MiniRail) without screwing it directly on the roof. (With the corresponding screws and nuts the tools can be connected with the K2 StairPlate in advance). The height of the modules and the tools to be used must be noted.

Material stainless-steel 1.4301

PVX Multimount



Article number		Sales Unit	Packing Unit	
2003137		1	1	

The UV-resistant PVX Multimount provides a multifunctional cable management system for mesh tray and/or pipes on flat roofs and is made from 80% recycled plastic. Mesh tray and/or pipes are not included.

Material: PE and ASA

Accessories

Lightning protection

K2 Lightning protection clamp multi Alu 8 mm Set



Article number		Bag (SU)	Box (PU)	
2002473		10	200	

Lightning protection clamp for clamping Ø 8mm lightning protection cables.

The set consists of:

- ▶ 1 K2 Lightning protection clamp Multi (1003151), Aluminium
- ▶ 1 M K2 slot nut (1001643), stainless steel, PA
- ▶ 1 K2 Washer (8,4x20x1,2 mm), stainless steel A2
- ▶ 1 Allen Bolt (M8x30), stainless steel A2

K2 Lightning protection clamp multi Alu 8 mm Double Set




Article number		Bag (SU)	Box (PU)	
2002474		10	200	

Lightning protection clamp for clamping Ø 8mm lightning protection cables.
For universal use as a T, cross, parallel and impact clamp.

The set consists of:

- ▶ 2 K2 Lightning protection clamps Multi (1003151), Aluminium
- ▶ 1 Hexagon flange nut with serration M8 (100043); stainless steel A2
- ▶ 2 K2 Washers (8,4x20x1,2 mm), stainless steel A2
- ▶ 1 Allen Bolt (M8x40), stainless steel A2

K2 TerraGrif™




Article number		(SU)	Bag (PU)	
2002649	TerraGrif™ K2MI Landscape/Portrait		500	
2000055	TerraGrif™ K2PA 32 Landscape		250	
2000056	TerraGrif™ U17 Portrait		250	
2001881	TerraGrif™ K2SZ Landscape/Portrait		100	
2002397	TerraGrif™ S		250	

Potential equalization between panel and rail.
Material: stainless steel

Accessories for Cross Bracing

K2 Climber 36/48 Set




Article number		Bag (SU)	Box (PU)	
1006041		10	200	

A cross connector for the K2 SingleRail 36 & 50 and the K2 CrossRail 36 & 48.

Set consisting of:

- ▶ 1 Climber 36/48(1002286), aluminium EN AW-6063 T66
- ▶ 1 Bolt with serrated under head M8x20 (2001729), stainless steel A2
- ▶ 1 M K2 slot nut with clip (1001643), stainless steel und PA

K2 Climber 62/90 Set



Article number		Bag (SU)	Box (PU)	
1006042	Version for M8 screw	10	200	

K2 Climber Set 62/90, aluminum clamp for securing K2 CrossRails 36, 48, 62 and 90.

The set consists of:

- ▶ 1 Climber 62/90 (1004046), aluminium
- ▶ 1 Bolt with serrated under head M8x25 (2001732), stainless steel
- ▶ 1 M K2 slot nut with clip (1001643), stainless steel und PA

K2 Set Angle bracket



Article number		Bag (SU)	Box (PU)	
1004110	Dimension: 70x70x3 mm	10	120	

Stainless steel angle bracket for rail cross connection to a 90° angle. Constructions suitable for K2 SolidRails Light, Medium and Alpin.

The set consists of:

- ▶ 1 angle bracket, stainless steel
- ▶ 1 T-bolt M10, stainless steel
- ▶ 1 locking nut M10, stainless steel
- ▶ 1 Bolt with serrated under head M8, stainless steel
- ▶ 1 M K2 slot nut M8, stainless steel

K2 L-Adapter SingleRail Set



Article number		Bag (SU)	Box (PU)	
2002683		10	200	

Connection set to attach the SingleRail to SolidHook roof hooks.

Set consists of:

- ▶ 1 L-adapter SingleRail (2002652), aluminium EN AW-6063 T66
- ▶ 1 self-locking nut M8 (2002744), stainless steel A2
- ▶ 1 T-Bolt M8x20 (1002387), stainless steel A2
- ▶ 1 Mushroom head bolt M10x25 (1000432), stainless steel A2
- ▶ 1 Serrated nut M10 (1000042), stainless steel A2

Accessories

Rail accessories


K2 EndCap Light



Article number		Bag (SU)	Box (PU)	
1004765		100	1000	

K2 End Cap for K2 SolidRail Light.
Material: glass fibre reinforced polyamid


K2 EndCap Medium



Article number		Bag (SU)	Box (PU)	
1004766		100	1000	

K2 End Cap for K2 SolidRail Medium.
Material: glass fibre reinforced polyamid


K2 EndCap Alpin



Article number		Bag (SU)	Box (PU)	
1005053		100	500	

K2 End Cap for K2 SolidRail Alpin.
Material: glass fibre reinforced polyamid

K2 EndCap SingleRail 36



Article number		Bag (SU)	Box (PU)	
1004767		100	1000	

K2 End Cap for K2 SingleRail 36 and CrossRail 36.
Material: glass fibre reinforced polyamid

SYSTEME

PITCHED ROOF

SingleRail

SolidRail

MiniRail

SpeedRail

MultiRail

Insertion System

FLATROOF

S-Rock

S-Dome V

S-Dome

S-Dome small

MultiAngle

Triangle

D-Dome V

D-Dome

GROUND
MOUNTED

A-Rack &
P-Rack

N-Rack

ACCESSORIES


Hand sample

GENERAL

Accessories

Rail accessories


K2 EndCap CrossRail 48



Article number		Bag (SU)	Box (PU)	
1004768		100	600	

K2 End Cap for K2 CrossRail 48.
Material: glass fibre reinforced polyamid


K2 AddOn



Article number		Sales Unit	Box (PU)	
1005530	AddOn 22: For module frame height 35-50 mm. Fits all K2 SolidRails, CrossRails, SingleRails and SpeedRails.	1	250	
2001707	AddOn 30: For module frame height 30-34 mm. Fits most K2 SolidRails, CrossRails, SingleRails and SpeedRails.	1	250	

The K2 AddOn 30 mounting adapter enables grid or shared-rail installation without additional rails or clamps. Fits most K2 SolidRails, CrossRails, SingleRails and SpeedRails.
Material: glass fibre reinforced polyamide

Mounting rail K2 CrossRail 36




Article number		Sales Unit	Bundle (PU)	
2003100	Length 4.30 m	1	140	
2003101	Length 5.40 m	1	140	

Mounting rail with side-connection and static confirmation. Can be used variably for different roof connections.

Material: Aluminium EN AW-6063 T66

K2 CrossRail 36 Connector Set




Article number		Bag (SU)	Box (PU)	
1002389	Length 200 mm	10	70	

Aluminium rail connector as connecting element between two K2 CrossRails 36.

The set consists of:

- ▶ 1 CrossRail Connector (1002284), aluminium EN AW-6063 T66
- ▶ 4 T-Bolts M8 x 20 (1002387), stainless steel A2
- ▶ 4 Locking nuts M8 (1000043), stainless steel A2

Mounting rail K2 CrossRail 48




Article number		Sales Unit	Bundle (PU)	
2003102	Length 5.40 m	1	80	

Mounting rail with side-connection and static confirmation. Can be used variably for different roof connections.

Material: Aluminium EN AW-6063 T66

K2 CrossRail 48 Connector Set



Article number		Bag (SU)	Box (PU)	
1002392	Length 200 mm	10	50	


Aluminium rail connector as connecting element between two K2 CrossRails 48.

The set consists of:

- ▶ 1 CrossRail Connector (1002285), aluminium EN AW-6063 T66
- ▶ 4 T-Bolts M10 x 30 (1000041), stainless steel A2
- ▶ 4 Locking nuts M10 (1000042), stainless steel A2

Accessories

K2 Washer (body washer)



Article number		Sales Unit	Packing Unit	
1000273	Ø 8.4x30x1.5 mm	200	200	

Material: Stainless steel A2

K2 EPDM-Sealing strip



Article number		Sales Unit	Box (PU)	
1000105	10 m roll, black, Dimensions: 30 x 3 mm	1	8	

EPDM-Sealing strip, one-sided self-adhesive


“Königsberger” coefficient of friction



Article number		Sales Unit	Packing Unit	
2002620		1	1	

Test weight for measuring the coefficient of friction on a roof.

L-Adapter for Hangerbolt and Solar fastener



Article number		Sales Unit	Packing Unit	
2002686	M10	1	300	
2002687	M12	1	300	

L-Adapter for SingleRail mounting on hanger bolts or solar fasteners.

K2 Pad Spacer PA



Article number		Sales Unit	Box (PU)	
1002361	Material thickness: 2 mm	1	1000	

PA spacer shim to compensate for height differences on mounting K2 threaded roof hooks and K2 rails (except Solid). Any number of spacer shims can be placed on top of each other for individual height compensation.
Material: glass fibre reinforced polyamid

K2 Regulator disks (G-shape)



Article number		Sales Unit	Box (PU)	
1000005	Material thickness: 2 mm	1	2000	

Spacer in G-shape to compensate for height differences in the assembly of K2 rails on respective roof attachments.
Material: Aluminium

K2 Height Compensator



Article number		Bag (SU)	Box (PU)	
2002332	111x100x4 mm	10	325	

Base plate shim to underlay roof hook base plates for height compensation of battens.
Dimensions: 111x100x4 mm
Material: aluminium (EN AW-5754 H111)

K2 mounting panels




Article number		Sales Unit	Pallet (PU)	
1001572	Dimensions: 600x800 mm Weight: 3 kg	1	300	

Mounting panels on flat roofs with gravel.

hand sample

K2 SingleRail hand sample



+
Individual roof hook
(see page 13-15)



Article number		Sales Unit	Packing Unit	
2002648	SingleRail 36	1	1	
2002606	SingleRail 50	1	1	


The set consists of:

- ▶ 1x SingleRail; 0,25 m
- ▶ 1x K2 Omega cabel-Clip
- ▶ 1x EndCap SingleRail
- ▶ 1x K2 Module Clamp OneMid
- ▶ 1x K2 Module Clamp OneEnd


Note: The hand sample consists only of the rail and the accessories.

Please indicate the desired roof attachment.

K2 SolidRail hand sample



+
Individual roof hook
(see page 25-31)



Article number		Sales Unit	Packing Unit	
2004004	SolidRail XS	1	1	
2000290	SolidRail light	1	1	
2000291	SolidRail medium	1	1	
2000292	SolidRail alpin	1	1	


The set consists of:

- ▶ 1x SolidRail; 0,25 m
- ▶ 1x T-Bolt M10x20
- ▶ 1x Hexagon flange nut nut M10
- ▶ 1x K2 Omega Cabel-Clip
- ▶ 1x EndCap SolidRail
- ▶ 1x K2 Module Clamp OneMid
- ▶ 1x K2 Module Clamp OneEnd

Note: The hand sample consists only of the rail and the accessories.

Please indicate the desired roof attachment.

K2 Cross connection Hand sample



Article number		Sales Unit	Packing Unit	
2000265		1	1	

The set consists of:

- ▶ 1x SolidRail light 0,25 m
- ▶ 1x EndCap light
- ▶ 1x SingleRail 36; 0,25 m
- ▶ 1x EndCap SingleRail 36
- ▶ 1x Climber 36/48 Set
- ▶ 1x K2 Module Clamp OneMid
- ▶ 1x K2 Module Clamp OneEnd

K2 MiniRail Hand sample




Article number		Sales Unit	Packing Unit	
2000264		1	1	

The set consists of:

- ▶ 1x MiniRail Set
- ▶ 1x MiniClamp EC
- ▶ 1x MiniClamp MC

K2 MiniRail with MiniFive Hand sample



Article number		Sales Unit	Packing Unit	
2002566		1	1	

The set consists of:

- ▶ 1x MiniRail Set
- ▶ 1x MiniClamp EC
- ▶ 1x MiniClamp MC
- ▶ 1x MiniFive End 5
- ▶ 1x MiniFive Front 5
- ▶ 1x MiniFive Fix

Hand sample

K2 MultiRail 10 Hand sample



Article number		Sales Unit	Packing Unit	
2001382		1	1	

The set consists of:

- ▶ 1x MultiRail 10
- ▶ 2x Self-tapping-screw 6x25
- ▶ 1x K2 Module Clamp OneMid

K2 MultiRail 25 Hand sample



Article number		Sales Unit	Packing Unit	
2001381		1	1	

The set consists of:

- ▶ 1x MultiRail 25/4
- ▶ 2x Self-tapping-screw 6x25
- ▶ 1x K2 Module Clamp OneMid
- ▶ 1x K2 Module Clamp OneEnd

K2 SpeedRail Hand sample




Article number		Sales Unit	Packing Unit	
1003841		1	1	

The set consists of:

- ▶ 1x SpeedRail 22 0,25 m
- ▶ 3x SpeedClip
- ▶ 2x Self-tapping-screw 6x36
- ▶ 1x SpeedLock Set
- ▶ 1x K2 Module Clamp OneMid
- ▶ 1x K2 Module Clamp OneEnd

K2 Insertion Hand sample



Article number		Sales Unit	Packing Unit	
2002805		1	1	

The set consists of:

- ▶ 1x CrossHook 4s+
- ▶ 1x SolidRail light 0,30 m
- ▶ 1x T-Bolt M10x30
- ▶ 1x Hexagon flange nut nut M10
- ▶ 2x K2 Cross connector
- ▶ 2x EndStop
- ▶ 4x FixStop
- ▶ 1x Cabel Clip
- ▶ 2x Insertion Rail 35; 0,25 m

Hand sample

K2 D-Dome Classic Hand sample

Article number		Sales Unit	Packing Unit	
2000261		1	1	




The set consists of:

- ▶ 1x Dome D1000 2.0
- ▶ 1x Dome SD 2.0
- ▶ 1x SpeedRail 22 0,88 m
- ▶ 3x M K2
- ▶ 3x Allen Bolt M8x20
- ▶ 2x K2 Set Module Middle Clamp XS 39-44
- ▶ 1x K2 Solar building protection mat Dome
- ▶ 1x K2 Solar building protection mat Dome SD
- ▶ 1x K2 Dome Wire Hanger
- ▶ 2x SpeedPorter

K2 S-Dome Hand sample


Article number		Sales Unit	Packing Unit	
2000262		1	1	



The set consists of:

- ▶ 1x Dome S1000 2.0
- ▶ 1x Dome SD 2.0
- ▶ 1x SpeedRail 22 0,88 m
- ▶ 3x M K2
- ▶ 3x Allen Bolt M8x20
- ▶ 2x K2 Set Module Middle Clamp XS 39-44
- ▶ 1x Windbreaker Dummy
- ▶ 2x Allen Bolt M8x16
- ▶ 2x Washer
- ▶ 1x K2 Solar building protection mat Dome
- ▶ 1x K2 Solar building protection mat Dome SD
- ▶ 1x K2 Dome Wire Hanger
- ▶ 2x SpeedPorter

K2 D-Dome V Hand sample




Article number		Sales Unit	Packing Unit	
2002902		1	1	

The set consists of:

- ▶ 1x D-Dome V Basis
- ▶ 2x Dome V SD
- ▶ 1x Dome V Rail
- ▶ 2x D-Dome V Peak
- ▶ 2x D-Dome V Clip
- ▶ 2x Dome Mat V
- ▶ 1x MiniClamp MC
- ▶ 1x MiniClamp EC
- ▶ 2x SpeedPorter V
- ▶ 1x MK2
- ▶ 1x Allen Bolt M8x20

K2 S-Dome V Hand sample



Article number		Sales Unit	Packing Unit	
2002901	S-Dome V 10	1	1	
2003162	S-Dome V 15	1	1	

The set consists of:

- ▶ 1x S-Dome V Basis
- ▶ 1x Dome V SD
- ▶ 1x Dome V Rail
- ▶ 1x S-Dome V Peak
- ▶ 1x D-Dome V Clip
- ▶ 2x Dome Mat V
- ▶ 1x Dome Windbreaker
- ▶ 1x MiniClamp MC
- ▶ 1x MiniClamp EC
- ▶ 2x SpeedPorter V
- ▶ 1x MK2
- ▶ 1x Allen Bolt M8x20

Terms and Conditions of K2 Systems GmbH

§ 1 Scope

(1) Unless explicitly agreed otherwise in writing, these general conditions of service (General Conditions of Service) shall apply to all contracts regarding our deliveries and services concluded by us with a customer as well as pre-existing contractual obligations in this regard. Other terms and conditions or purchasing terms shall not become the content of the contract, even if we do not explicitly contradict them. This shall also apply if we perform our services to the customer without any reservation in awareness of contrary or deviating terms and conditions or these are referred to in individual correspondence.

(2) Even if not explicitly referred to once again when similar contracts are concluded in ongoing business relations, our General Conditions of Service shall apply exclusively in the same version as those which can be downloaded by the customer from (<http://www.k2-systems.de/english/gcs/>) when placing an order, unless explicitly agreed otherwise in writing between the contractual parties. The latest printed version of the General Conditions of Service will be sent to the customer free of charge upon request.

(3) These General Conditions of Service shall not apply in relation to consumers as defined by Section 13 of the German Civil Code [Bürgerliches Gesetzbuch (BGB)].

§ 2 Conclusion of Contract, Offer Documents

(1) Our offers are subject to confirmation and non-binding, unless the offer is declared in writing to be binding. The customer shall be bound by statements in connection with the conclusion of a contract (contractual offers) for two weeks.

(2) A legally binding relationship shall only come into existence through a contract signed by both contractual parties or through our written confirmation of the order, and moreover through commencement of the performance of contractual services by us. We may demand written confirmations of the customer's verbal declarations of willingness to enter into a contract.

(3) We reserve property rights and copyrights to illustrations, drawings, calculations, tools and other documents. This also applies to written documents which are designated as "confidential". The customer shall require our express written consent before passing these on to third parties or their use for third parties.

§ 3 Subject Matter of the Contract, Warranties, Modifications to Services

(1) The scope, type and quality of the deliveries and services shall be determined by the contract signed by both parties or by our confirmation of the order or otherwise by our offer. Other information or requirements shall only become an integral part of the contract if this is agreed in writing by the contractual parties or we have confirmed them in writing. Any subsequent modifications to the scope of services shall require written agreement or our express written confirmation.

(2) Product descriptions, illustrations and technical data are specifications of services, but do not constitute warranties. Any warranty must be explicitly stated as such in writing. Where warranties are mentioned in offers, these are exclusively our product warranties, which must be concluded directly with us. Drawings, illustrations, measures, weights or other service data shall only be binding if this is explicitly agreed in writing.

(3) We reserve the right to make minor modifications to services, insofar as these modifications are of a minor nature, which can be reasonably imposed on the customer. In particular, the customer must accept any commercially customary deviations in quality, quantity, weight or other deviations even if it refers to brochures, illustrations or pictures when placing an order, unless these are explicitly agreed upon as a binding property.

§ 4 Time of Performance, Delays, Partial Performances, Place of Performance

(1) Any information about times of delivery and performance shall be non-binding, unless referred to as binding by us in writing. All delivery and performance periods shall be conditional on correct and punctual availability of supplies and raw materials. Delivery periods shall commence upon the sending of the confirmation of the order by us, but not before all commercial and technical matters between the customer and ourselves have been clarified and the customer has fulfilled all duties incumbent on it (e.g. provision of all necessary official authorisations or payment of agreed down payments).

(2) Delivery and performance periods shall be extended by the period

in which the customer is in default of payment under the terms of the contract and by the period in which we are prevented from performing the delivery or service through circumstances for which we are not responsible, and by a reasonable run-up period after the end of the reason for the delay. These circumstances shall include force majeure, shortage of raw materials at relevant commodity markets, any delays caused by our suppliers and industrial disputes. Periods shall also be considered to be prolonged by any such time in which the customer breaches the contract by failing to meet its obligations to cooperate, e.g. by not providing information, supplies or staff.

(3) If the contractual parties subsequently agree to perform different or additional services affecting the agreed periods, these periods shall be prolonged by a reasonable period.

(4) If a postponement of delivery or performance dates is agreed at the customer's request, we shall be entitled to demand the remuneration at the time at which it would have been due without the postponement. The agreement on the postponement of such dates must be recorded in writing.

(5) Any reminders or setting of deadlines on the part of the customer shall only be valid if recorded in writing. A period of grace must be reasonable. A period of less than two weeks shall only be reasonable in cases of urgent necessity.

(6) We are entitled to perform partial services, inasmuch as the delivered parts can be reasonably used by the customer. We reserve the right to deliver excess or short supplies of up to 5 % of the scope of delivery.

(7) Agreed delivery dates shall be considered as having been complied with as soon as the goods have been handed over to the transport company on the agreed delivery date or as soon as we have given notice of their actual readiness for shipment.

(8) If our component supplier (definitively) fails to supply to us although we have taken due care in selecting such supplier and the order satisfies the requirements applicable under our obligation to supply, we shall be entitled to full or partial withdrawal in relation to the customer, if we notify the customer of the failure of the supply to us and – where admissible – offer the assignment of the claims to which we are entitled against the component supplier to the customer. When selecting our supplier, we shall not be liable for slightly negligent fault in the selection (culpa in eligendo).

(9) Unless otherwise stated or agreed, the place of performance of the service shall be our registered office.

§ 5 Packaging, Shipment, Passing of Risk, Insurance

(1) The risk is transferred to the customer as soon as the product has left our factory or distribution centre. This also applies to partial deliveries, deliveries in connection with supplementary performance and if we undertake further services, such as especially any shipping charges or delivery. If a contract for work exists which requires acceptance, risk is transferred upon acceptance.

(2) We shall select the mode of shipment, the carrier and transport route, unless we have received other written specifications by the customer. With regard to this selection, we shall only be liable for intent or gross negligence.

(3) At the customer's express request, the goods delivered shall be insured against the risks identified by the customer at its expense, inasmuch as this is feasible with reasonable time and effort for us.

§ 6 Prices, Remuneration, Payment, Set-Off, Minimum order quantity

(1) Unless otherwise agreed upon by the contractual parties, all prices are valid ex works. All prices and remuneration are quoted in euros plus the applicable value added tax and other statutory charges applicable in the country of delivery, as well as plus transportation costs, expenses, packaging, shipment and, if applicable, insurance of goods in transit. The minimum order quantity is 45 Pound. Any additional services requested by the customer shall be invoiced on a time and material basis.

(2) Subject to para. 6, the contractually agreed prices in each case must be paid. Services shall be charged according to expenditure.

(3) Our goods shall in principle only be shipped against prepayment by bank transfer.

The customer undertakes to pay the price for our deliveries and services immediately after conclusion of the contract, unless otherwise agreed. Unless, exceptionally, payment in advance is agreed and unless otherwise agreed by the contractual parties, payments are due without discount immediately after performance of the service and customer's receipt of the invoice and payable within 14 days.

(4) Unless specially agreed otherwise, we only accept non-cash payments, i.e. transfers to our bank account indicated in the contract documents. Bills of exchange and cheques shall in principle not be accepted, and if at all only in lieu of payment. The customer must pay the bill of exchange and cash discount charges incurred as well as the collection charges. These are due immediately. We shall not be liable for timely collection or timely protest if we are only responsible for slight negligence in this regard.

(5) If the customer is in default of payment, it shall be required to pay interest at the rate of eight percentage points above the relevant applicable base interest rate. This shall not affect the right to assert for further damage caused by the delay.

(6) If the customer is in default of payment for longer than 30 calendar days, bills of exchange or cheques are protested or if insolvency proceedings or comparable proceedings under other legal systems are filed against the customer's assets, we shall be entitled to immediately call all accounts receivable against the customer due and payable, withhold all deliveries and services, and assert all reservations of proprietary rights.

(7) The customer shall only be entitled to set off our claims against claims undisputed by us or recognised by declaratory judgment. Apart from Section 354 a HGB (German Commercial Code), the customer shall be entitled to assign rights to a third party only after our prior written confirmation. The customer shall only have a right of retention or the defence of non-performance within the respective contractual relationship.

(8) Circumstances which occur after conclusion of the contract and which influence the calculation basis unforeseeably to a significant extent and are beyond our sphere of control shall entitle us to adjust the agreed price in an amount exclusively taking into account these circumstances. This especially applies to legislative amendments, official measures, price increases of our primary suppliers and currency fluctuations. The price adjusted on this basis is based on the same calculation basis as the originally agreed price and may not be used to increase the profit.

(9) If we receive unfavourable information about the customer's financial circumstances or credit standing, unless, exceptionally, payment in advance must be made anyway - we may make the processing and delivery dependent on a reasonable down payment by the customer or on the provision of security through a deposit or a bank guarantee.

§ 7 Retention of Title

(1) Our services remain our property until full payment of all claims against the customer to which we are entitled from the business relationship. These claims shall also include drafts and bills of exchange receivable as well as current account receivables.

(2) The customer is obliged to treat the goods that are subject to retention of title carefully for the period of retention of title. It is also obliged to insure the goods sufficiently at the reinstatement value against damage caused by fire, water and theft at its own expense. The customer hereby assigns to us already any claims for damages arising from this insurance. We hereby accept the assignment. If the assignment is not permissible, the customer shall hereby irrevocably instruct its insurance company to effect any payments solely to us. This shall not affect any further claims that we may have. Upon our request, the customer must furnish documentary proof to us that it has taken out insurance.

(3) The customer is only permitted to sell the goods subject to retention of title in the regular course of business. The customer is not entitled to pledge the goods subject to retention of title, transfer them by way of security or make other arrangements that prejudice our ownership. In the event of seizures or other infringements by third parties, the customer is obliged to inform us immediately in writing and provide all necessary information, inform the third party about our ownership rights and assist us in our activities to protect the goods subject to retention of title. The customer shall bear any costs incurred by it, which may be due in order to cancel access to the goods or replace the goods, insofar as these costs cannot be recovered from a third party.

(4) The customer hereby assigns to us already all outstanding debts from

resale of the goods and all ancillary rights, regardless of whether the goods subject to retention of title were resold without or after processing. We hereby accept this assignment already now. If an assignment is not admissible, the customer hereby irrevocably instructs the garnishee to effect any payments solely to us. The customer is revocably authorised to collect the debts assigned to us in a fiduciary capacity. The amount collected shall be paid to us immediately. We are entitled to revoke the customer's authorisation to collect the amounts due as well as the customer's authorisation to resell the goods, if the customer does not meet its payment obligations towards us in proper form, if it is in default of payment, if it ceases payment or if insolvency proceedings are filed regarding the customer's assets. A resale of claims shall require our prior consent. The customer's collection authorisation shall expire upon notice of the assignment to the garnishee. If the collection authorisation is withdrawn, we shall be entitled to demand from the customer to notify the assigned debts and their debtors, provide all information required, hand out the associated documents and inform the obligors of the assignment.

(5) In case the customer's debts from the re-sale are transferred to a current account, the customer hereby also assigns its claim against its customer from the current account already to us, and namely in the amount of the purchase price of the goods resold subject to retention of title including VAT.

(6) If we assert our claims in accordance with § 6 para. 6, the customer is immediately obliged to grant us access to the goods subject to retention of title, send us a detailed list of all the existing goods subject to retention of title, separate the goods for us and to return them to us upon request.

(7) The processing or remodelling of the goods subject to retention of title by the customer shall be carried out solely for us. The customer's expectant right to the goods subject to retention of title shall carry forward to the processed or remodelled item. If the item is irrevocably processed, combined or mixed with other items not owned by us, we shall thereby become co-owner of the new item, reflecting the proportion of the value of the delivered item relative to the other processed items at the time of processing. The customer shall keep the new item in safe custody for us. The item originating from the processing or remodelling is thereby subject to the same regulations as the goods subject to retention of title.

(8) At the customer's request, we are obliged to release the securities that it is legally entitled to, if the realisable value of the securities, taking into account the valuation haircuts customary in the banking sector, exceeds our claims resulting from the business relationship with the customer by more than 10 %. The valuation shall be based on the invoice value of the goods subject to retention of title and on the nominal value in relation to claims.

(9) If any goods are delivered to countries with a different legal system, in which the regulations regarding retention of title do not guarantee the same degree of security pursuant to this paragraph as in the Federal Republic of Germany, the customer hereby acknowledges the corresponding security interest. If further declarations or actions are necessary, the customer shall provide these declarations and take action accordingly. The customer shall participate in all steps necessary for and beneficial to the efficacy and enforceability of these security interests.

§ 8 Contractual Obligations and Termination of Contract

(1) The customer may only terminate the exchange of services prematurely in case of a breach of duty on our part, for whatever legal reason (e.g. in the case of withdrawal, claim for damages in lieu of the service, termination for cause) in addition to the statutory requirements subject to the following requirements:

- The breach of contract shall be specifically notified. The remedy of the fault shall be requested within a stipulated time period. In addition, the threat shall be issued that after expiry of this period without results, no further services concerning the notified fault will be accepted and therefore the partial or complete exchange of services will be terminated.
- The period for remedying the fault must be adequate. A period of less than two weeks is only appropriate in cases of urgent necessity. In case of serious and final refusal of performance or subject to the other statutory requirements (Section 323, para. 2 BGB) the setting of a deadline may be dispensed with.
- The termination of the exchange of services (partially or completely)

Terms and Conditions of K2 Systems GmbH

due to the inability to remedy the fault may only be declared within three weeks after end of this period. The period is delayed for the duration of negotiations.

(2) The customer may only demand the rescission of the contract due to a delay in performance if we are exclusively or predominantly responsible for the delay, unless after assessing the different interests, the adherence to the contract cannot be reasonably imposed on the customer due to the delay.

(3) Any declarations made in this context shall only be valid if recorded in writing.

(4) Notice of termination in accordance with Section 649 BGB shall remain valid in accordance with the legal regulations.

(5) We are entitled to cancel the contractual relationship with immediate effect for the following reasons: if the customer has provided incorrect information regarding its credit worthiness or definitively discontinued payments or if proceedings have been filed against it for affirmation in lieu of an oath, if insolvency proceedings have been filed regarding the customer's assets or comparable proceedings under different legal systems have been commenced or if an application to do so has been filed, unless the customer pays in advance without delay. Furthermore, we may cancel the contractual relationship without delay if the customer has to pay in advance and it is at least 14 days in default in this regard.

§ 9 Customer's General Duties

(1) The customer is obliged to have all of our deliveries and services checked by a competent employee either immediately after delivery, or on receipt according to § 1, para. 1, or upon accessibility in accordance with the commercial law regulations (Section 377 of the German Civil Code (HGB)), and send notification of recognizable and/or recognized defects immediately and in writing, including a detailed description of the defect.

(2) The customer acknowledges that we are dependent on its comprehensive support in order to provide the deliveries and services owed by us successfully and in a timely manner. The customer therefore undertakes to provide all required information in full in a timely manner for the service to be performed properly.

(3) The customer undertakes to test our services thoroughly for usability in the specific application and to subject these to a functional test before assembly, any subsequent delivery etc. This also applies to delivery items which the customer receives free of charge within the terms of the warranty.

(4) The customer shall secure data that can be affected, negatively influenced or endangered by our services at appropriate intervals, but at least once daily, in a machine-readable form and shall thereby guarantee that this data will be retrievable with reasonable effort.

(5) The customer shall take adequate precautions in case we partially or completely fail to provide our deliveries and services appropriately (e.g. by securing data, fault diagnosis, checking the results regularly, emergency planning).

§ 10 Limitation of Use, Indemnity

(1) Unless otherwise explicitly agreed in writing, our services are not intended for use in life-sustaining or life-supporting devices and systems, nuclear power plants, for military purposes, application in aerospace or other purposes where malfunction of the product can, within reasonable assessment, lead to life-threatening situations or cause catastrophic consequential damage.

(2) If the customer breaches para. 1, this shall occur at the customer's own risk and sole responsibility. The customer hereby indemnifies and holds harmless both ourselves and the respective producer to the full extent at first request from any liability resulting from the use of goods in the above-mentioned contexts, including the cost of an appropriate legal defence.

§ 11 Material Defects

(1) Our services have the stipulated properties and condition, and are suitable for the contractually agreed use, or if no agreement is reached, are fit for normal use. Without explicit further agreement, it is solely guaranteed that our services will be free from defects in accordance with the current state of the art. It is the customer's sole responsibility to guarantee the fitness and security of our services for an application

provided by the customer. A negligible reduction in quality shall not be taken into account.

(2) Warranty is excluded:

a) if our products are not stored, installed, operated or used properly by the customer or a third party,

b) in case of natural wear and tear,

c) if the product is not maintained properly,

d) if the product is used in connection with unsuitable equipment,

e) in case of defects caused by repairs or other work carried out by third parties, which were not explicitly approved by us. It is the customer's responsibility to prove that these exclusion criteria do not apply. In addition, the customer's right to claim defects requires that it has properly attended to its obligations to inspect and give notice of non-conformity in accordance with § 9 para. 1 and has given notice of hidden defects in writing immediately after their discovery.

(3) In case of material defects, we may firstly provide supplementary performance. The supplementary performance shall be carried out according to our choice by remedying the defect, by delivering goods and/or services that do not have the defect, or by pointing out a possible way to avoid the effects of the defect. At least two attempts to remedy a defect have to be accepted. The customer shall accept an equivalent new or earlier product version without defect as supplementary performance, if this can be reasonably imposed on it.

(4) The customer shall support us in connection with the analysis of errors and remedy of the defect by precisely describing any problems occurring, by informing us comprehensively and giving us the necessary time and opportunity to remedy the defect.

(5) We may demand payment if additional costs are incurred by us due to our products or services being modified or incorrectly operated. We may demand reimbursement of expenses if no defect is found. The burden of proof shall lie with the customer. Section 254 BGB shall apply accordingly. If expenses, including cost of transport, travel, work and material increase during the attempt to remedy the defect, we are not obliged to bear these costs if expenses increase due to the fact that the delivery item was subsequently transported by the customer to a different place than the place of delivery, unless the transport complies with its contractual and intended use. Staff and material costs that the customer claims due to defects of our services must be charged based on net costs.

(6) Defective goods may only be returned to us for the purpose of the supplementary performance with the prior written consent in accordance with the rules existing in our company. The risk of accidental loss or deterioration of the goods shall only pass at the time of the acceptance by us at our business premises.

(7) If we definitively refuse to remedy the defects, or if the remedy definitively fails or is unreasonable for the customer, the customer is allowed either to terminate the contract in accordance with the legal regulations in compliance with § 9, or reduce payment appropriately and, if we are responsible, additionally claim damages and reimbursement of expenses in accordance with § 13. The claims shall lapse in accordance with § 14. This shall not affect the regulations of Sections 478, 479 BGB, unless United Nations Convention on Contracts for the International Sale of Goods (CISG) is applicable.

§ 12 Defects of Title

(1) Unless otherwise agreed, we are obliged to perform our services free from industrial property rights and third-party copyrights (hereinafter referred to as property rights) solely in the country of the place of delivery. If a third party asserts a justified claim against the customer owing to the infringement of property rights caused by services provided by us based on the contract, we shall be liable to our customer within the period defined in § 14 as follows:

(2) We will either obtain a right of use for the services in question, change them accordingly to avoid the infringement of the property right or replace them according to our choice and at our expense. If we are not able to do so under reasonable conditions, the customer shall be entitled to statutory rights of withdrawal or reduction. The customer may not claim damages for futile expenses.

(3) Our obligation to pay damages is based on the legal stipulation in accordance with § 13.

(4) Our duties mentioned above shall only exist if the customer informs us immediately in writing regarding claims asserted by third parties, if it does not recognise an infringement and we reserve the right to carry out all defence mechanisms and all negotiations to reach a compromise. If the customer terminates use of the delivery in order to minimise damage or for other important reasons, it shall be obliged to point out to the third party that the termination of use does not involve any acknowledgement of an infringement of property rights.

(5) Claims asserted by the customer are excluded if the customer is responsible for the infringement of property rights. Claims asserted by the customer are also excluded if the infringement of property rights has been caused by the customer's particular specifications, by an application that was not foreseeable by us, or as a result of a change in delivery caused by the customer, or if used together with products not delivered by us.

(6) In all other cases, the regulations of § 11 shall apply accordingly.

(7) Any further claims or the customer's claims other than those mentioned here, either against us or our vicarious agents, due to a defect of title, are excluded.

§ 13 Liability

(1) We shall pay damages or compensation for futile expenses, for whatever legal reason (e.g. obligation based on legal or similar transactions, material defects or defects of title, breach of duty or tortious act) only if we are at fault (intent or negligence) to the following extent:

a) Liability in case of intent and under a warranty shall be unlimited.

b) In case of gross negligence, we shall be liable to the extent of typical and foreseeable damage.

c) In other cases, we shall only be liable in case of the breach of a material contractual obligation, claims for defects and delay, namely for the reimbursement of typical and foreseeable damage.

Liability in this regard is limited to twice the amount of the agreed remuneration of the order/part of the contract affected by the damage per claim and to three times the order value for all claims under this contractual relationship. According to German court rulings, material contractual obligations (cardinal obligations) are obligations whose fulfilment is a prerequisite for enabling the proper fulfilment of the contract in the first place and in which the contractual party may normally trust.

(2) In case of injury to life, body and health and claims from the German Product Liability Act [Produkthaftungsgesetz], the statutory regulations shall apply exclusively.

(3) Our option to raise an objection of contributory negligence shall remain open.

§ 14 Limitation of Actions.

The deadline for limitation of actions is:

a) one year from delivery of goods for claims for repayment of the purchase price and withdrawal or reduction; however, if these claims are based on a proper, not statutebarred notice of defects, no less than three months after presenting the valid notice of withdrawal or reduction.

b) one year, in case of other claims concerning material defects;

c) one year in case of claims concerning defects of title. If the defect of title is a right in rem of a third party, based on which the return of the item can be demanded, the statutory limitation periods shall apply.

d) in case of other claims for damages or reimbursement of futile expenses, one year, starting from the time at which the customer became aware of the circumstances the claims are based on, or had to become aware of without gross negligence. The limitation of actions shall begin at the end of the maximum statutory period at the latest (Section 199 para. 3, para. 4 BGB).

(2) In case of the reimbursement of damages and expenses, gross negligence, warranty, fraudulent intent as well as injuries to life, limb and health and claims under the German Product Liability Act, the statutory regulations shall always apply.

§ 15 Confidentiality, Data Security, Naming the Customer as a Reference Customer

(1) The customer undertakes to treat as confidential all items (documents, information, software) that it becomes aware of or receives from the other contractual party either prior to or during the performance of the contract that are protected by law, or obviously contain business or

company secrets or are identified as confidential, even after expiry of the contract, unless they are publicly known without a breach of the confidentiality obligation or if no legal interest worthy of protection regarding the contractual party exists. The customer agrees to store and secure these items in such a way as to prevent fraudulent use by third parties.

(2) The customer undertakes to make the objects subject to the confidentiality obligation according to paragraph 1 only accessible to employees or other third parties who require access in order to carry out their official duties and responsibilities. It shall instruct these persons on the need for confidentiality regarding these objects.

(3) We will process the necessary customer data relevant to business transactions with due regard for the data protection regulations. We may name the customer as a reference customer.

§ 16 Social Clause

When determining the amount of any claim for compensation to be fulfilled by us or in connection with this contract, our economic situation, the type, extent and duration of the business relationship, any possible contribution to the cause and/or fault on the part of the customer and a particularly disadvantageous installation of the item shall be taken into account appropriately for our benefit. In particular, any compensation, cost and expenses that we are expected to bear shall be proportionate to the value of the delivered part.

§ 17 Written Form Clause

All changes and amendments to the contract shall only be valid if recorded in writing. The contractual parties shall comply with this requirement by sending documents in written or electronic form, particularly by fax or e-mail, unless other requirements for individual declarations exist. The written form requirement itself may only be revoked in writing.

§ 18 Severability Clause

Should one of the provisions of these General Conditions of Service be or become invalid, or should these General Conditions of Service be incomplete, this shall not affect the validity of the other provisions. The contractual parties shall substitute the invalid provision by a provision which approximates most closely to the sense and purpose of the invalid provision. The same applies to gaps in the contract.

§ 19 Choice of Law

The law of the Federal Republic of Germany, excluding the provisions on the application of the United Nations Convention on Contracts for the International Sale of Goods (CISG) as part of German law, shall apply.

§ 20 Legal Venue

The legal venue for all disputes arising from and in connection with this contract shall be Stuttgart (Germany), insofar as the customer is a businessperson, a public law entity or a special fund under public law, or treated as equivalent to such, or if its registered office or branch office is outside Germany. We are also entitled to bring a legal action at the customer's registered office as well as any other admissible legal venue.

Last revised: July 2014

SYSTEME

PITCHED ROOF

SingleRail

SolidRail

MiniRail

SpeedRail

MultiRail

Insertion System

FLATROOF

S-Rock

S-Dome V

S-Dome

S-Dome small

MultiAngle

Triangle

D-Dome V

D-Dome

GROUND MOUNTED

A-Rack & P-Rack

N-Rack

ACCESSORIES

Hand sample

GENERAL

Notes

Contact

K2 Systems GmbH
Industriestraße 18
71272 Renningen
Germany
Phone +49 (0) 7159 - 42059 - 0
info@k2-systems.com
www.k2-systems.com

K2 Systems s.r.l.
Via Garofalo n.2
40124 Bologna
Italy
Mobile: +39 338 5281660
info@k2-systems.it
www.k2-systems.com

K2 Solar Mounting Solutions Ltd.
Unit 46 Easter Park
Benyon Road
Aldermaston, Berkshire
RG 7 2PQ
United Kingdom
Tel. +44 (0) 1189 701280
info@k2-systems.uk.com
www.k2-systems.com

Everest Solar Systems, LLC
2835 La Mirada Drive, Suite A
Vista CA 92081
USA
Mobile +1 760-301-5300
info@everest-solarsystems.com
www.everest-solarsystems.com

Everest Solar Systems S de RL de CV
Torre Corey, Av Vallarta 6503 piso 10,
Col. Ciudad Granja
45010 Zapopan, Jalisco
Mexico
Mobile +1 760-301-5300
info@everest-solarsystems.com
www.everest-solarsystems.com

K2 Systems SARL
19 Avenue du Pré de Challes
Parc des Glaisins
74940 Annecy le Vieux
France
Tel. +33 (0) 4 50 51 22 53
info@k2-systems.fr
www.k2-systems.com

K2 Solar Mounting Solutions (Pty) Ltd
Foyer 3 · 1st Floor, Colosseum Building ·
Century Way
Century City · Cape Town
South Africa
Phone +27 83 257 6399
mail@k2-systems.co.za
www.k2-systems.com

K2 Systems Sales Office Brazil
I-Tower · Alameda Xingu, 350
CEP 06455-911 · Alphaville Barueri
São Paulo
Brazil
Phone +55 (11) 98548 3286
info@k2-systems.com.br
www.k2-systems.com



SYSTEME

PITCHED ROOF

SingleRail

SolidRail

MiniRail

SpeedRail

MultiRail

Insertion System

FLATROOF

S-Rock

S-Dome V

S-Dome

S-Dome small

MultiAngle

Triangle

D-Dome V

D-Dome

GROUND
MOUNTED

A-Rack &
P-Rack

N-Rack

ACCESSORIES

Hand sample

GENERAL

Mounting systems for solar technology



K2 Systems GmbH

Industriestraße 18
71272 Renningen
Germany

Tel. +49 (0) 7159-42059-0

info@k2-systems.com
www.k2-systems.com