

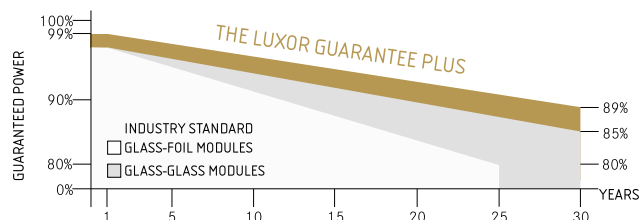
- + POWERFUL N-TYPE TOPCON CELLS
- + DOUBLE GLASS: HIGHER MECHANICAL STABILITY AND FIRE SAFETY
- + BIFACIAL: DOUBLE-SIDED POWER GENERATION FOR MORE YIELD
- + REDUCTION OF BALANCE-OF-SYSTEM-COSTS THROUGH HIGHER PERFORMANCE PER MODULE
- + ESPECIALLY ECONOMIC FOR COMMERCIAL SYSTEMS



product guarantee¹



linear performance guarantee¹



ECO LINE N-TYPE GLASS-GLASS BIFACIAL

M108 / 415 - 435 W

MONOCRYSTALLINE N-TYPE MODULE FAMILY, WHITE MESH



Longlife tested



Power proofed



Safety provided




Selection of components



Back glass



Performance surplus of 0 Wp to 6.49 Wp



Higher heat dispensing



PID free
LID Free



German warrantor

ECO LINE N-TYPE GLASS-GLASS BIFACIAL

M108 / 415 - 435 W, BLACK-FRAME, WHITE MESH

Module type LX - XXX M/182-108+ GG BIF | XXX = Rated power Pmpp

Electrical data at STC

Rated power Pmpp [Wp]	415.00	420.00	425.00	430.00	435.00
Pmpp range to	421.49	426.49	431.49	436.49	441.49
Rated current Impp [A]	13.26	13.34	13.42	13.49	13.57
Rated voltage Vmpp [V]	31.32	31.51	31.70	31.89	32.08
Short-circuit current Isc [A]	13.99	14.07	14.16	14.23	14.31
Open-circuit voltage Uoc [V]	37.92	38.15	38.38	38.61	38.84
Efficiency at STC up to	21.58%	21.84%	22.10%	22.35%	22.61%
Efficiency at 200 W/m ²	21.04%	21.30%	21.55%	21.80%	22.06%

Electrical data at NOCT

Power at Pmpp [Wp]	312.08	315.84	319.60	323.36	327.12
Rated current Impp [A]	10.70	10.77	10.83	10.89	10.95
Rated voltage Vmpp [V]	29.17	28.71	29.05	29.40	29.74
Short-circuit current Isc [A]	11.29	11.36	11.43	11.49	11.55
Open-circuit voltage Uoc [V]	35.00	35.22	35.45	35.67	35.90

Specification as per STC (Standard test conditions): irradiance 1000W/m² | module temperature 25°C | Air Mass = 1.5
 NOCT (nominal operating cell temperature): irradiance 800W/m² | wind speed 1m/sec | ambient temperature 20°C | cell operating temperature 45 +/- 2°C | Air Mass = 1.5

Bifacial Gain* (e.g. 420 Wp)

Backside power gain [Wp]	5%	10%	15%	20%	30%
Rated power Pmpp [Wp]	441.00	462.00	483.00	504.00	525.00
Rated current Impp [A]	14.00	14.66	15.33	15.99	16.66
Rated voltage Vmpp [V]	31.51	31.51	31.51	31.52	31.52
Short-circuit current Isc [A]	14.77	15.48	16.18	16.88	17.59
Open-circuit voltage Uoc [V]	38.15	38.15	38.15	38.16	38.16

*depending on the reflection of the underlying surface

Limiting values

Max. system voltage max. return current	1000V or 1500 V 30 A
Safety class Fire safety class	II A (according to IEC 61730)
Operating Temperature	-40 up to 85°C
Max. tested pressure load-/tensile ²	5400 Pa / 2400 Pa

Temperature coefficient

Temperature coefficient [U] [I] [P]	-0.250% /°C 0.045% /°C -0.319% /°C
---	--

Specifications

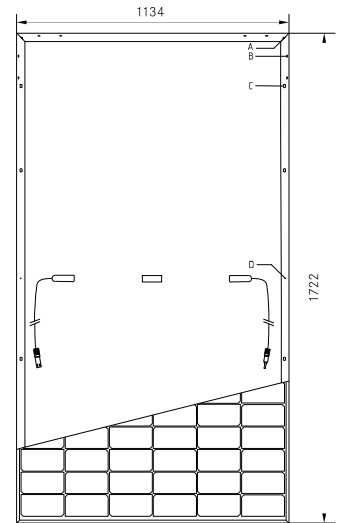
Cells (matrix) Dimension Type	108 (6 x 24) 182 mm x 91 mm N-Type Topcon
Bifaciality factor ⁵	Up to 80 %
Module dimensions (L x W x H) ³ Weight	1722 mm x 1134 mm x 30 mm 24 kg
Front-side glass	2 mm tempered, highly transparent, anti-reflection solar glass
Back-side	2 mm tempered, highly transparent, white mesh print
Frame	stable, anodised aluminium frame
Embedding material	EVA/POE
Junction Box / Diodes	At least IP67
Cable	Symmetrical cable lengths > 1.1 m and 1.1 m, 4 mm ² solar cable
Connectors	MC4 or equivalent with IP67
Hail test (max. hailstorm)	Ø 45 mm impact velocity 23 m/s ± 83 km/h

The specifications and average values can vary slightly. Relevant is the corresponding data of the individual measurement. Specifications are subject to change without notice. Measurement tolerance depending on equipment: rated power +/- 3%, other values +/- 10%. All information given in this data sheet corresponds to DIN EN 50380. A potential light-induced degradation of the power after commissioning is not considered here. Further information in the installation manuals.

- The specific warranty conditions are given under www.luxor.solar/downloads.html
- Horizontal mounted
- Tolerance L/W = +/- 3 mm, H +/- 2mm, the dimensions given in the order confirmation will be decisive
- Location and dimension of holes on request
- N-Type Topcon Bifaciality factor 77% +/- 3%

Luxor, your specialised company

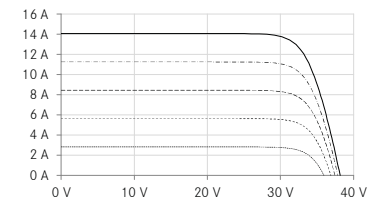
Back - / Frontview³



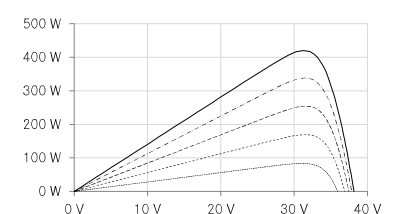
Drilled holes⁴:
 A: 4 x drainage
 B: 16 x ventilation
 C: 8 x mounting
 D: 2 x earthing

Electrical characteristics

UI-diagram e.g. 420Wp



UP-diagram e.g. 420Wp



----- 200 W/m²
 - - - - - 400 W/m²
 ——— 600 W/m²
 ····· 800 W/m²
 ——— 1000 W/m²



Guidelines:
 93/68/EEC
 2014/35/EU, (LVD)
 2014/30/EU, (EMC)

The validity of the certificates/listings for a specific country has to be examined under:
www.luxor.solar/en/downloads.html